

Securities Class Action Services

The SCAS 100 for 1H 2013

The SCAS “Top 100 Settlements Semi-Annual Report” identifies the largest securities class action settlements filed after the passage of the Private Securities Litigation Reform Act of 1995, ranked by the total value of the settlement fund.

The Top 100 Settlements Semi-Annual Report provides a wealth of information, including the settlement date, filing court, settlement fund, and identifies the key players for each settlement.

The report, which is updated and circulated semi-annually, is broken down into following categories:

SCAS Top 100 Settlements Semi-Annual Report

The Front Page provides the complete list of the Top 100 Securities Class Action Settlements, ranked according to the Total Settlement Amount, and provides information on the filing court, settlement year and settlement fund. The SCAS Top 100 does not include non-US cases and the SEC disgorgements. Cases with the same settlement amount are given the same ranking.

For cases with multiple partial settlements, the amount indicated in the Total Settlement Amount is computed by combining all partial settlements. The settlement year reflects the year the most recent settlement received final approval from the Court.

Cases in the Top 100 settlements are limited to those that have been filed on or after January 1, 1996. Only final settlements are included. Data on SEC settlements are not included, but rather compiled in a separate list—the Top 30 SEC Disgorgements.

No. of Settlements Added to SCAS 100 (1996-2012)

The Top 100 Settlements from 1996-2012 section provides a chart of the cases in the Top 100 Settlements Semi-Annual Report, categorized by Settlement Year. The Settlement Year corresponds to the year the settlement, or the most recent partial settlement, received final approval from the Court.

Institutional Lead Plaintiff Participation

The Institutional Lead Plaintiff section displays the number of cases in the Top 100 involving Institutional Lead Plaintiffs and also identifies the institutional investors serving as Institutional Lead Plaintiff.

Lead Counsel Participation

The Lead Counsel Participation section lists the law firms that served as lead or co-lead counsel for each litigation in the Top 100 settlements and identifies the most frequent lead or co-lead counsel appearing in the Top 100.

Claims Administration Participation

The Claims Administration section lists the claims administrators who handled the Top 100 settlements and identifies the most frequent claims administrators in the Top 100.

Restatements

The Restatements section identifies the cases in the Top 100 involving accounting restatements, and shows the no. of restatement cases vis-à-vis non-restatement cases.

Top 30 SEC Disgorgements

The Top 30 SEC Disgorgements section provides a list of the largest SEC settlements, ranked according to the Total Settlement Amount. The Total Settlement Amount reflects the sum of disgorgement and civil penalties in settlements reached with the Securities and Exchange Commission. The Top 30 SEC Disgorgements includes only those where the distribution plan has received final approval. Cases with the same settlement amount are given the same ranking.



An MSCI Brand

Securities Class Action Services

SCAS Top 100 Settlements Report as of June, 2013

RANK	CASE NAME	SETTLEMENT YEAR	COURT	TOTAL SETTLEMENT AMOUNT
1	Enron Corp.	2010	S.D. Tex.	\$ 7,242,000,000.00
2	WorldCom, Inc.	2012	S.D.N.Y.	\$ 6,194,100,713.69
3	Cendant Corp.	2000	D. N.J.	\$ 3,319,350,000.00
4	Tyco International, Ltd.	2007	D. N.H.	\$ 3,200,000,000.00
5	AOL Time Warner, Inc.	2006	S.D.N.Y.	\$ 2,500,000,000.00
6	Bank of America Corporation	2013	S.D.N.Y.	\$ 2,425,000,000.00
7	Nortel Networks Corp.	2006	S.D.N.Y.	\$ 1,142,775,308.00
8	Royal Ahold, N.V.	2006	D. Md.	\$ 1,100,000,000.00
9	Nortel Networks Corp.	2006	S.D.N.Y.	\$ 1,074,265,298.00
10	McKesson HBOC Inc.	2008	N.D. Cal.	\$ 1,052,000,000.00
11	American International Group, Inc.	2013	S.D.N.Y.	\$ 937,500,000.00
12	UnitedHealth Group, Inc.	2009	D. Minn.	\$ 925,500,000.00
13	HealthSouth Corp.	2010	N.D. Ala.	\$ 804,500,000.00
14	Xerox Corp.	2009	D. Conn.	\$ 750,000,000.00
15	Lucent Technologies, Inc.	2003	D. N.J.	\$ 667,000,000.00
16	Wachovia Preferred Securities and Bond/Notes	2011	S.D.N.Y.	\$ 627,000,000.00
17	Countrywide Financial Corp.	2011	C.D. Cal.	\$ 624,000,000.00
18	Cardinal Health, Inc.	2007	S.D. Ohio	\$ 600,000,000.00
19	IPO Securities Litigation	2009	S.D.N.Y.	\$ 585,999,996.00
20	Lehman Brothers Holdings, Inc.	2012	S.D.N.Y.	\$ 516,218,000.00
21	BankAmerica Corp.	2004	E.D. Mo.	\$ 490,000,000.00
22	Merrill Lynch & Co., Inc.	2009	S.D.N.Y.	\$ 475,000,000.00
23	Dynegy Inc.	2005	S.D. Tex.	\$ 474,050,000.00
24	Adelphia Communications Corp.	2011	S.D.N.Y.	\$ 466,725,000.00
25	Raytheon Company	2004	D. Mass.	\$ 460,000,000.00
26	Waste Management Inc.	2003	S.D. Tex.	\$ 457,000,000.00
27	Global Crossing, Ltd.	2007	S.D.N.Y.	\$ 447,800,000.00
28	Qwest Communications International, Inc.	2006	D. Colo.	\$ 445,000,000.00
29	Federal Home Loan Mortgage Corp.	2006	S.D.N.Y.	\$ 410,000,000.00
30	Marsh & McLennan Companies, Inc.	2009	S.D.N.Y.	\$ 400,000,000.00
31	Cendant Corp.	2006	D. N.J.	\$ 374,000,000.00
32	Refco, Inc.	2011	S.D.N.Y.	\$ 358,300,000.00
33	Rite Aid Corp.	2003	E.D. Pa.	\$ 319,580,000.00
34	Merrill Lynch Mortgage Investors, Inc.	2012	S.D.N.Y.	\$ 315,000,000.00
35	Williams Companies, Inc.	2007	N.D. Okla.	\$ 311,000,000.00
36	General Motors Corp.	2009	E.D. Mich.	\$ 303,000,000.00
37	Oxford Health Plans Inc.	2003	S.D.N.Y.	\$ 300,000,000.00
37	Bristol-Myers Squibb Co.	2004	S.D.N.Y.	\$ 300,000,000.00
37	DaimlerChrysler AG	2003	D. Del.	\$ 300,000,000.00
40	Bear Stearns Companies, Inc.	2012	S.D.N.Y.	\$ 294,900,000.00
41	El Paso Corporation	2007	S.D. Tex.	\$ 285,000,000.00
42	Tenet Healthcare Corp.	2008	C.D. Cal.	\$ 281,500,000.00
43	3Com Corp.	2001	N.D. Cal.	\$ 259,000,000.00
44	Charles Schwab & Co., Inc.	2011	N.D. Cal.	\$ 235,000,000.00
45	Comverse Technology, Inc.	2010	E.D.N.Y.	\$ 225,000,000.00
46	Waste Management Inc.	1999	N.D. Ill.	\$ 220,000,000.00
47	Bernard L. Madoff Investment Securities LLC	2013	S.D.N.Y.	\$ 219,857,694.00
48	Sears, Roebuck & Co.	2006	N.D. Ill.	\$ 215,000,000.00
49	Washington Mutual, Inc.	2011	W.D. Wash.	\$ 208,500,000.00



An MSCI Brand

Securities Class Action Services

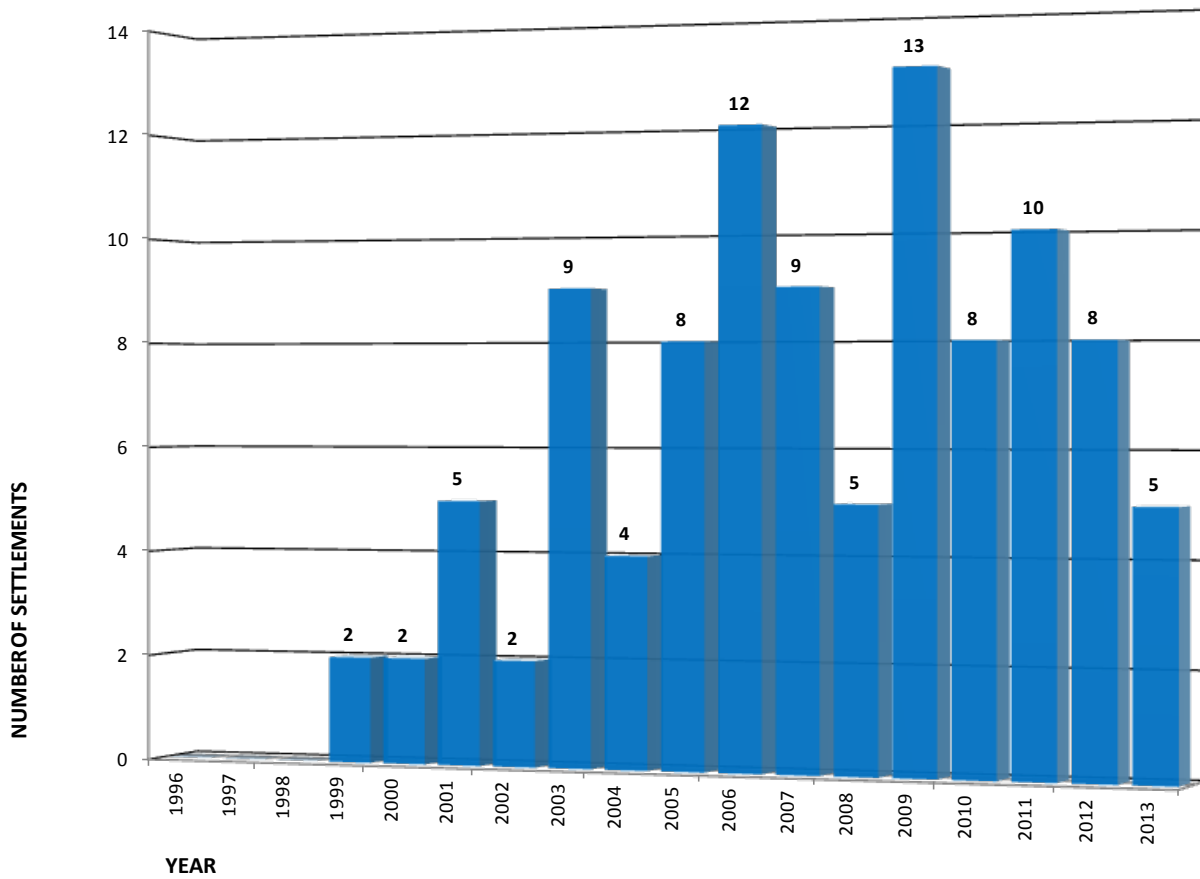
50	The Mills Corp.	2009	E.D. Va.	\$ 202,750,000.00
51	CMS Energy Corp.	2007	E.D. Mich.	\$ 200,000,000.00
51	WellCare Health Plans, Inc.	2011	M.D. Fla.	\$ 200,000,000.00
51	Kinder Morgan, Inc.	2010	Kansas District Court	\$ 200,000,000.00
51	Motorola, Inc.	2012	N.D. Ill.	\$ 200,000,000.00
55	Safety-Kleen Corp.	2006	D. S.C.	\$ 197,622,944.00
56	MicroStrategy Inc.	2001	E.D. Va.	\$ 192,500,000.00
57	Motorola, Inc.	2007	N.D. Ill.	\$ 190,000,000.00
58	Bristol-Myers Squibb Co.	2006	D. N.J.	\$ 185,000,000.00
59	Broadcom Corp.	2010	C.D. Cal.	\$ 173,500,000.00
60	Maxim Integrated Products, Inc.	2010	N.D. Cal.	\$ 173,000,000.00
61	Juniper Networks, Inc.	2010	N.D. Cal.	\$ 169,500,000.00
62	National City Corp.	2012	N.D. Ohio	\$ 168,000,000.00
63	Digex, Inc.	2001	Delaware Chancery Court	\$ 165,000,000.00
63	Schering-Plough Corp.	2009	D. N. J.	\$ 165,000,000.00
65	Pharmacia Corp.	2013	D. N. J.	\$ 164,000,000.00
66	Dollar General Corp.	2002	M.D. Tenn.	\$ 162,000,000.00
67	Brocade Communications Systems, Inc.	2009	N.D. Cal.	\$ 160,098,500.00
68	Bennett Funding Group, Inc.	2003	S.D.N.Y.	\$ 152,635,000.00
69	Satyam Computer Services, Ltd.	2011	S.D.N.Y.	\$ 150,500,000.00
70	Broadcom Corp.	2005	C.D. Cal.	\$ 150,000,000.00
70	AT&T Wireless Tracking Stock	2006	S.D.N.Y.	\$ 150,000,000.00
70	Merrill Lynch & Co., Inc.	2009	S.D.N.Y.	\$ 150,000,000.00
73	TXU Corp.	2005	N.D. Tex.	\$ 149,750,000.00
74	Sumitomo Corp.	2001	S.D.N.Y.	\$ 149,250,000.00
75	Charter Communications, Inc.	2005	E.D. Mo.	\$ 146,250,000.00
76	Apollo Group, Inc.	2012	D. Ariz.	\$ 145,000,000.00
77	Sunbeam Corp.	2001	S.D. Fla.	\$ 140,995,187.00
78	Biovail Corp.	2008	S.D.N.Y.	\$ 138,000,000.00
79	Electronic Data Systems Corp.	2006	E.D. Tex.	\$ 137,500,000.00
79	The Coca-Cola Company	2008	N.D. Ga.	\$ 137,500,000.00
81	Informix Corp.	1999	N.D. Cal.	\$ 136,500,000.00
82	Computer Associates International, Inc.	2003	E.D.N.Y.	\$ 133,551,000.00
83	Doral Financial Corp.	2007	S.D.N.Y.	\$ 130,000,000.00
84	Delphi Corporation	2009	E.D. Mich.	\$ 128,350,000.00
85	Edward D. Jones & Co., L.P.	2007	E.D. Mo. / Mo. C.C.	\$ 127,500,000.00
86	Bristol-Myers Squibb Co.	2009	S.D.N.Y.	\$ 125,000,000.00
86	Wells Fargo Mortgage-Backed Securities Pass-Through Certificate	2011	N.D. Cal.	\$ 125,000,000.00
88	New Century Financial Corp.	2010	C.D. Cal.	\$ 124,827,088.00
89	Mattel, Inc.	2003	C.D. Cal.	\$ 122,000,000.00
90	Lernout & Hauspie Speech Products N.V.	2005	D. Mass.	\$ 120,520,000.00
91	Conseco, Inc.	2002	D. Mass.	\$ 120,000,000.00
91	Bank One Corp.	2005	N.D. Ill.	\$ 120,000,000.00
91	Deutsche Telekom AG	2005	S.D.N.Y.	\$ 120,000,000.00
94	Chicago Board of Trade	2011	N.D. Ill.	\$ 118,750,000.00
95	Peregrine Systems, Inc.	2009	S.D. Cal.	\$ 117,567,922.00
96	Mercury Interactive Corp.	2008	N.D. Cal.	\$ 117,500,000.00
97	The Interpublic Group of Companies, Inc.	2004	S.D.N.Y.	\$ 115,000,000.00
98	Medical Capital Notes (Trustees)	2013	C.D. Cal.	\$ 114,000,000.00
99	Ikon Office Solutions, Inc.	2000	E.D. Pa.	\$ 111,000,000.00
100	DPL Inc.	2003	S.D. Ohio	\$ 110,000,000.00
100	CVS Corp.	2005	D. Mass.	\$ 110,000,000.00
100	El Paso Corporation	2012	Delaware Chancery Court	\$ 110,000,000.00

**** "Settlement Year" for cases that include multiple settlements reflects the year the most recent settlement was approved by the Court.*

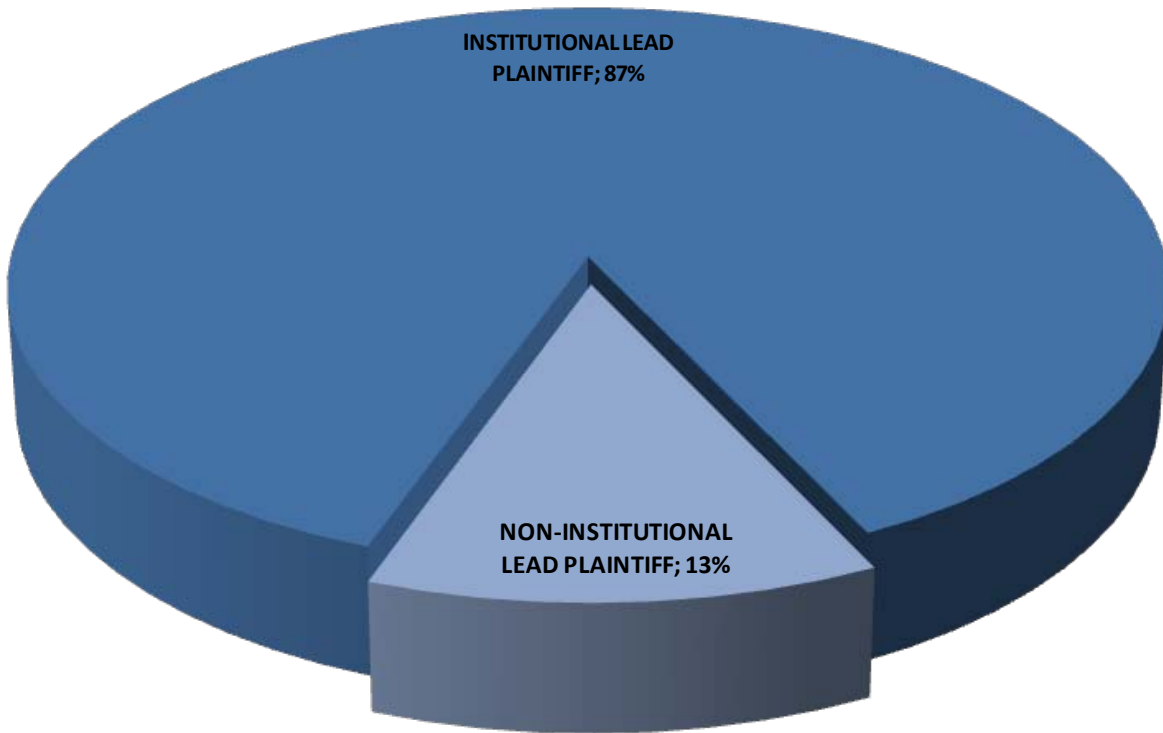
**** Settlements that have the same amount are given the same ranking.*

**** To be eligible for the Top 100 Settlements, cases must have been filed after January 1, 1996, and the settlement must have received final approval from the Court.*

No. of Settlements Added to SCAS 100 1996-2013



Settlements Represented by Institutional Lead Plaintiff in SCAS 100



Institutional Lead Plaintiff Participation

Cases Listed in Top 100 Settlements Categorized by Total Settlement Amount

RANK	CASE NAME	TOTAL SETTLEMENT AMOUNT	LEAD PLAINTIFF NAME
1	Enron Corp.	\$ 7,242,000,000.00	• Regents of the University of California
2	WorldCom, Inc.	\$ 6,194,100,713.69	• New York State Common Retirement Fund
3	Cendant Corp.	\$ 3,319,350,000.00	• California Public Employees' Retirement System • New York State Common Retirement Fund • New York City Pension Funds
4	Tyco International, Ltd.	\$ 3,200,000,000.00	• Louisiana State Employees Retirement System • Plumbers & Pipefitters National Pension Fund • Teachers' Retirement System of Louisiana • United Association Office Employees Pension Plan • United Association of Local Union Officers & Employees Pension • United Association General Officers Pension Plan • Voyageur Asset Management
5	AOL Time Warner, Inc.	\$ 2,500,000,000.00	• Minnesota State Board of Investment
6	Bank of America Corporation	\$ 2,425,000,000.00	• Ohio Public Employees Retirement System • State Teachers Retirement System of Ohio • Teacher Retirement System of Texas • PGGM Vermogensbeheer B.V. • Fjarde AP-Fonden
7	Nortel Networks Corp.	\$ 1,142,775,308.00	• Ontario Public Service Employees' Union Pension Plan Trust Fund
8	Royal Ahold, N.V.	\$ 1,100,000,000.00	• Public Employees' Retirement Association of Colorado
9	Nortel Networks Corp.	\$ 1,074,265,298.00	• Ontario Teachers' Pension Plan Board • Department of the Treasury of the State of New Jersey and its Division of Investment
10	McKesson HBOC Inc.	\$ 1,052,000,000.00	• New York State Common Retirement Fund
11	American International Group, Inc.	\$ 937,500,000.00	• Ohio Police and Fire Pension Fund • Ohio Public Employees Retirement System • State Teachers Retirement System of Ohio
12	UnitedHealth Group, Inc.	\$ 925,500,000.00	• California Public Employees' Retirement System
13	HealthSouth Corp.	\$ 804,500,000.00	• Central States, Southeast and Southwest Area Pension Fund • Educational Retirement Board of New Mexico • New Mexico State Investment Council • Retirement Systems of Alabama • Michigan Retirement Systems
14	Xerox Corp.	\$ 750,000,000.00	• Louisiana State Employees Retirement System
15	Lucent Technologies, Inc.	\$ 667,000,000.00	• Employers-Teamsters Local 175 & 505 Pension Trust Fund Plan • The Parnassus Fund • The Parnassus Income Trust/Equity Fund
16	Wachovia Preferred Securities and Bond/Notes	\$ 627,000,000.00	• Louisiana Sheriffs' Pension and Relief Fund • Southeastern Pennsylvania Transportation Authority • Orange County Employees' Retirement System
17	Countrywide Financial Corp.	\$ 624,000,000.00	• New York City Board of Education Retirement System • New York City Employees' Retirement System • New York City Fire Department Pension Fund • New York City Police Pension Fund • Teachers' Retirement System of the City of New York

18	Cardinal Health, Inc.	\$	600,000,000.00	<ul style="list-style-type: none"> • Amalgamated Bank • California Ironworkers Field Trust Funds • New Mexico State Investment Council • PACE Industry Union Management Pension Fund
19	IPO Securities Litigation	\$	585,999,996.00	<ul style="list-style-type: none"> • Collegeware USA • Globe Corp.
20	Lehman Brothers Holdings, Inc.	\$	516,218,000.00	<ul style="list-style-type: none"> • Northern Ireland Local Government Officers Superannuation Committee • Operating Engineers Local 3 Trust Fund • Government of Guam Retirement Fund • The City of Edinburgh Council On Behalf of The Lothian Pension Fund • Alameda County Employees' Retirement Association
21	BankAmerica Corp.	\$	490,000,000.00	• NON-INSTITUTIONAL PLAINTIFF
22	Merrill Lynch & Co., Inc.	\$	475,000,000.00	• State Teachers' Retirement System of Ohio
23	Dynegy Inc.	\$	474,050,000.00	• Regents of the University of California
24	Adelphia Communications Corp.	\$	466,725,000.00	<ul style="list-style-type: none"> • Eminence Capital, LLC • Argent Classic Convertible Arbitrage Fund L.P. • Argent Classic Convertible Arbitrage Fund (Bermuda) L.P. • Argent Lowlev Convertible Arbitrage Fund Ltd. • UBS O'Conner LLC f/b/o UBS Global Equity Arbitrage Master Ltd. • UBS O'Conner LLC f/b/o UBS Global Convertible Portfolio
25	Raytheon Company	\$	460,000,000.00	• New York State Common Retirement Fund
26	Waste Management Inc.	\$	457,000,000.00	• Connecticut Retirement Plans and Trust Funds
27	Global Crossing, Ltd.	\$	447,800,000.00	<ul style="list-style-type: none"> • Ohio Public Employees Retirement System • State Teachers Retirement System of Ohio
28	Qwest Communications International, Inc.	\$	445,000,000.00	• New England Healthcare Employees Pension Fund
29	Federal Home Loan Mortgage Corp.	\$	410,000,000.00	<ul style="list-style-type: none"> • Ohio Public Employees Retirement System • State Teachers Retirement System of Ohio
30	Marsh & McLennan Companies, Inc.	\$	400,000,000.00	<ul style="list-style-type: none"> • Department of the Treasury of the State of New Jersey and its Division of Investment • Ohio Bureau of Workers' Compensation • Public Employees' Retirement System of Ohio • State Teachers Retirement System of Ohio
31	Cendant Corp.	\$	374,000,000.00	• Welch & Forbes, Inc.
32	Refco, Inc.	\$	358,300,000.00	<ul style="list-style-type: none"> • Pacific Investment Management Company LLC • RH Capital Associates
33	Rite Aid Corp.	\$	319,580,000.00	• NON-INSTITUTIONAL PLAINTIFF
34	Merrill Lynch Mortgage Investors, Inc.	\$	315,000,000.00	• Public Employees' Retirement System of Mississippi
35	Williams Companies, Inc.	\$	311,000,000.00	<ul style="list-style-type: none"> • Arkansas Teacher Retirement System • Ontario Teachers' Pension Plan Board
36	General Motors Corp.	\$	303,000,000.00	<ul style="list-style-type: none"> • Deka International S.A. Luxembourg • Deka Investment GMBH
37	Oxford Health Plans Inc.	\$	300,000,000.00	<ul style="list-style-type: none"> • Colorado Public Employees' Retirement Association • PBHG Funds, Inc.
37	Bristol-Myers Squibb Co.	\$	300,000,000.00	<ul style="list-style-type: none"> • Louisiana State Employees Retirement System • Fresno County Employees' Retirement Assoc. • Teachers' Retirement System of Louisiana • General Retirement System of the City of Detroit
37	DaimlerChrysler AG	\$	300,000,000.00	<ul style="list-style-type: none"> • Florida State Board of Administration • Policemen's Annuity & Benefit Fund of Chicago • Municipal Employees' Annuity & Benefit Fund of Chicago • Denver Employees' Retirement Plan

40	Bear Stearns Companies, Inc.	\$	294,900,000.00	<ul style="list-style-type: none"> • State of Michigan Retirement Systems
41	El Paso Corporation	\$	285,000,000.00	<ul style="list-style-type: none"> • Jacksonville Police & Fire Pension Fund • Oklahoma Firefighters Pension and Retirement System
42	Tenet Healthcare Corp.	\$	281,500,000.00	<ul style="list-style-type: none"> • Department of the Treasury of the State of New Jersey and its Division of Investment
43	3Com Corp.	\$	259,000,000.00	<ul style="list-style-type: none"> • Louisiana School Employees' Retirement System • Louisiana Municipal Police Employees' Retirement System
44	Charles Schwab & Co., Inc.	\$	235,000,000.00	<ul style="list-style-type: none"> • NON-INSTITUTIONAL PLAINTIFF
45	Comverse Technology, Inc.	\$	225,000,000.00	<ul style="list-style-type: none"> • Menorah Insurance Co. Ltd. • Mivtachim Pension Funds Ltd.
46	Waste Management Inc.	\$	220,000,000.00	<ul style="list-style-type: none"> • Jackson Grosvenor, Ltd. • Innovative Technologies Corp. • RML Limited Group
47	Bernard L. Madoff Investment Securities LLC	\$	219,857,694.00	<ul style="list-style-type: none"> • Plumbers & Steamfitters Local 267 Benefit Funds, Plumbers Local 112 Health Fund, Local 73 Retirement Fund, U.A. of Journeymen & Apprentices Local 73 Fund
48	Sears, Roebuck & Co.	\$	215,000,000.00	<ul style="list-style-type: none"> • Department of the Treasury of the State of New Jersey and its Division of Investment
49	Washington Mutual, Inc.	\$	208,500,000.00	<ul style="list-style-type: none"> • Ontario Teachers' Pension Plan Board
50	The Mills Corp.	\$	202,750,000.00	<ul style="list-style-type: none"> • Iowa Public Employees' Retirement System • Public Employees' Retirement System of Mississippi
51	CMS Energy Corp.	\$	200,000,000.00	<ul style="list-style-type: none"> • Andover Brokerage, LLC
51	WellCare Health Plans, Inc.	\$	200,000,000.00	<ul style="list-style-type: none"> • New Mexico State Investment Council • Policemen's Annuity and Benefit Fund of Chicago • Public Employees Retirement Association of New Mexico • Teachers' Retirement System of Louisiana • Public School Teachers' Pension & Retirement Fund of Chicago
51	Kinder Morgan, Inc.	\$	200,000,000.00	<ul style="list-style-type: none"> • NON-INSTITUTIONAL PLAINTIFF
51	Motorola, Inc.	\$	200,000,000.00	<ul style="list-style-type: none"> • Macomb County Employees' Retirement System
55	Safety-Kleen Corp.	\$	197,622,944.00	<ul style="list-style-type: none"> • American High-Income Trust • State Street Research Income Trust
56	MicroStrategy Inc.	\$	192,500,000.00	<ul style="list-style-type: none"> • Local 144 Nursing Home Pension Fund
57	Motorola, Inc.	\$	190,000,000.00	<ul style="list-style-type: none"> • Department of the Treasury of the State of New Jersey and its Division of Investment
58	Bristol-Myers Squibb Co.	\$	185,000,000.00	<ul style="list-style-type: none"> • Long View Collective Investment Fund of the Amalgamated Bank
59	Broadcom Corp.	\$	173,500,000.00	<ul style="list-style-type: none"> • New Mexico State Investment Council
60	Maxim Integrated Products, Inc.	\$	173,000,000.00	<ul style="list-style-type: none"> • Mississippi Public Employees' Retirement System • The Cobb County Government Employees' Pension Plan • The DeKalb County Pension Plan
61	Juniper Networks, Inc.	\$	169,500,000.00	<ul style="list-style-type: none"> • New York City Employees' Retirement System • Teachers' Retirement System of the City of New York • New York City Fire Department Pension Fund • New York City Police Pension Fund • New York City Police Superior Officers' Variable Supplements Fund • New York City Police Officers' Variable Supplements Fund • New York City Fire Officers' Variable Supplements Fund • New York City Firefighters' Variable Supplements Fund • New York City Teachers' Retirement System of the City of New York Variable Annuity Program
62	National City Corp.	\$	168,000,000.00	<ul style="list-style-type: none"> • New York State Common Retirement Fund
63	Digex, Inc.	\$	165,000,000.00	<ul style="list-style-type: none"> • Kansas Public Employees Retirement System • TCW Technology Limited Partnership • TCW Small Capitalization Growth Stocks Limited Partnership • TCW Asset Management Company
63	Schering-Plough Corp.	\$	165,000,000.00	<ul style="list-style-type: none"> • Florida State Board of Administration

Securities Class Action Services

65	Pharmacia Corp.	\$	164,000,000.00	<ul style="list-style-type: none"> Alaska Electrical Pension Fund International Union of Operating Engineers Local 132 Pension Plan New England Health Care Employees Pension Fund PACE Industry Union Management Pension Fund Chemical Valley Pension Fund of West Virginia
66	Dollar General Corp.	\$	162,000,000.00	<ul style="list-style-type: none"> Teachers' Retirement System of Louisiana Florida State Board of Administration
67	Brocade Communications Systems, Inc.	\$	160,098,500.00	<ul style="list-style-type: none"> Arkansas Public Employees Retirement System
68	Bennett Funding Group, Inc.	\$	152,635,000.00	<ul style="list-style-type: none"> NON-INSTITUTIONAL PLAINTIFF
69	Satyam Computer Services, Ltd.	\$	150,500,000.00	<ul style="list-style-type: none"> Mississippi Public Employees' Retirement System Mineworkers Pension Fund SKAGEN A/S Sampension KP Lifsforsikring A/S
70	Broadcom Corp.	\$	150,000,000.00	<ul style="list-style-type: none"> Minnesota State Board of Investment
70	AT&T Wireless Tracking Stock	\$	150,000,000.00	<ul style="list-style-type: none"> Soft Drink and Brewery Workers Union Local 812 Retirement Fund
70	Merrill Lynch & Co., Inc.	\$	150,000,000.00	<ul style="list-style-type: none"> Louisiana Municipal Police Employees' Retirement System Louisiana Sheriffs' Pension and Relief Fund
73	TXU Corp.	\$	149,750,000.00	<ul style="list-style-type: none"> Plumbers & Pipefitters National Pension Fund
74	Sumitomo Corp.	\$	149,250,000.00	<ul style="list-style-type: none"> NON-INSTITUTIONAL PLAINTIFF
75	Charter Communications, Inc.	\$	146,250,000.00	<ul style="list-style-type: none"> Stoneridge Investment Partners
76	Apollo Group, Inc.	\$	145,000,000.00	<ul style="list-style-type: none"> Policemen's Annuity and Benefit Fund of Chicago
77	Sunbeam Corp.	\$	140,995,187.00	<ul style="list-style-type: none"> CWA/ITU Negotiated Pension Plan Generic Trading Associates, LLC Smith Asset Management
78	Biovail Corp.	\$	138,000,000.00	<ul style="list-style-type: none"> Local 282 Welfare Trust Fund Ontario Teachers' Pension Plan Board
79	Electronic Data Systems Corp.	\$	137,500,000.00	<ul style="list-style-type: none"> Department of the Treasury of the State of New Jersey and its Division of Investment
79	The Coca-Cola Company	\$	137,500,000.00	<ul style="list-style-type: none"> 1199 SEIU Greater New York Pension Fund (f/k/a Local 144 Nursing Home Pension Fund) Carpenters Health & Welfare Fund of Philadelphia & Vicinity
81	Informix Corp.	\$	136,500,000.00	<ul style="list-style-type: none"> Gateway Partner LLC
82	Computer Associates International, Inc.	\$	133,551,000.00	<ul style="list-style-type: none"> Employers-Teamsters Local 175 & 505 Pension Trust Fund Plan Local 144 Nursing Home Pension Fund
83	Doral Financial Corp.	\$	130,000,000.00	<ul style="list-style-type: none"> West Virginia Investment Management Board
84	Delphi Corporation	\$	128,350,000.00	<ul style="list-style-type: none"> Mississippi Public Employees' Retirement System Raiffeisen Kapitalanlage- Gesellschaft Stichting Pensioenfond ABP Teachers' Retirement System of Oklahoma
85	Edward D. Jones & Co., L.P.	\$	127,500,000.00	<ul style="list-style-type: none"> NON-INSTITUTIONAL PLAINTIFF
86	Bristol-Myers Squibb Co.	\$	125,000,000.00	<ul style="list-style-type: none"> Ontario Teachers' Pension Plan Board
86	Wells Fargo Mortgage-Backed Securities Pass-Th	\$	125,000,000.00	<ul style="list-style-type: none"> Louisiana Sheriffs' Pension and Relief Fund New Orleans Employees' Retirement System Alameda County Employees' Retirement Association Government of Guam Retirement Fund
88	New Century Financial Corp.	\$	124,827,088.00	<ul style="list-style-type: none"> New York State Teachers' Retirement System
89	Mattel, Inc.	\$	122,000,000.00	<ul style="list-style-type: none"> Birmingham Retirement & Relief Fund
90	Lernout & Hauspie Speech Products N.V.	\$	120,520,000.00	<ul style="list-style-type: none"> NON-INSTITUTIONAL PLAINTIFF
91	Conseco, Inc.	\$	120,000,000.00	<ul style="list-style-type: none"> Anchorage Police & Fire Retirement System Louisiana State Firefighters' Retirement System
91	Bank One Corp.	\$	120,000,000.00	<ul style="list-style-type: none"> NON-INSTITUTIONAL PLAINTIFF
91	Deutsche Telekom AG	\$	120,000,000.00	<ul style="list-style-type: none"> NON-INSTITUTIONAL PLAINTIFF

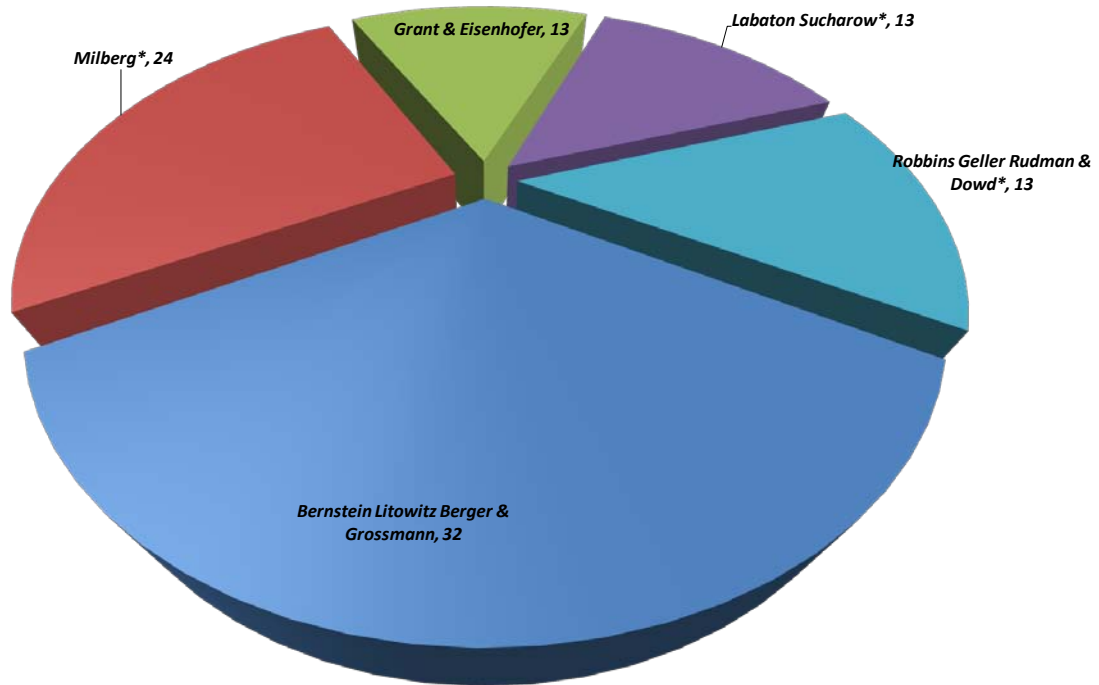


An MSCI Brand

Securities Class Action Services

94	Chicago Board of Trade	\$	118,750,000.00	• NON-INSTITUTIONAL PLAINTIFF
95	Peregrine Systems, Inc.	\$	117,567,922.00	• NON-INSTITUTIONAL PLAINTIFF
96	Mercury Interactive Corp.	\$	117,500,000.00	<ul style="list-style-type: none"> • City of Sterling Heights General Employees Retirement System • City of Dearborn Heights Police and Fire Retirement System • Steamship Trade Association/International Longshoremen's Association Pension Fund • Charter Township of Clinton Police & Fire Pension System
97	The Interpublic Group of Companies, Inc.	\$	115,000,000.00	• Private Asset Management
98	Medical Capital Notes (Trustees)	\$	114,000,000.00	• NON-INSTITUTIONAL PLAINTIFF
99	Ikon Office Solutions, Inc.	\$	111,000,000.00	• Philadelphia Board of Pensions & Retirement
100	DPL Inc.	\$	110,000,000.00	<ul style="list-style-type: none"> • The Buckeye Electric Company Retirement Plan • Pipefitters Local 522 & 633 Pension Trust Fund
100	CVS Corp.	\$	110,000,000.00	• Plumbers & Pipefitters National Pension Fund
100	El Paso Corporation	\$	110,000,000.00	<ul style="list-style-type: none"> • Pompano Beach Police & Firefighters Retirement System • Pipefighters Local Union #537 Trust Funds • Saratoga Advantage Trust Energy & Basic Materials Portfolio • Saratoga Advantage Trust Mid Capitalization Portfolio

Most Frequent Lead Counsel in SCAS 100



NOTE:

- * Counsels with the same participation are given the same ranking
- *Includes participation in cases where they represent their old name



An MSCI Brand

Securities Class Action Services

Lead Counsel Participation

Most Frequent Lead/Co-Lead Counsel in Top 100 Settlements

Lead / Co-Lead Counsel	Case Name	Rank	Total Settlement Amount
Bernstein Litowitz Berger & Grossmann			
	WorldCom, Inc.	2	\$ 6,194,100,713.69
	Cendant Corp.	3	\$ 3,319,350,000.00
	Bank of America Corporation	6	\$ 2,425,000,000.00
	Nortel Networks Corp.	9	\$ 1,074,265,298.00
	McKesson HBOC Inc.	10	\$ 1,052,000,000.00
	HealthSouth Corp.	13	\$ 804,500,000.00
	Lucent Technologies, Inc.	15	\$ 667,000,000.00
	Wachovia Preferred Securities and Bond/Notes	16	\$ 627,000,000.00
	Lehman Brothers Holdings, Inc.	20	\$ 516,218,000.00
	Federal Home Loan Mortgage Corp.	29	\$ 410,000,000.00
	Refco, Inc.	32	\$ 358,300,000.00
	Merrill Lynch Mortgage Investors, Inc.	34	\$ 315,000,000.00
	Williams Companies, Inc.	35	\$ 311,000,000.00
	Bristol-Myers Squibb Co.	37	\$ 300,000,000.00
	DaimlerChrysler AG	37	\$ 300,000,000.00
	El Paso Corporation	41	\$ 285,000,000.00
	3Com Corp.	43	\$ 259,000,000.00
	Washington Mutual, Inc.	49	\$ 208,500,000.00
	The Mills Corp.	50	\$ 202,750,000.00
	WellCare Health Plans, Inc.	51	\$ 200,000,000.00
	Maxim Integrated Products, Inc.	60	\$ 173,000,000.00
	Bennett Funding Group, Inc.	68	\$ 152,635,000.00
	Satyam Computer Services, Ltd.	69	\$ 150,500,000.00
	Merrill Lynch & Co., Inc.	70	\$ 150,000,000.00
	Biovail Corp.	78	\$ 138,000,000.00
	Electronic Data Systems Corp.	79	\$ 137,500,000.00
	Delphi Corporation	84	\$ 128,350,000.00
	Bristol-Myers Squibb Co.	86	\$ 125,000,000.00
	Wells Fargo Mortgage-Backed Securities Pass-Through Certificates	86	\$ 125,000,000.00
	New Century Financial Corp.	88	\$ 124,827,088.00
	Conseco, Inc.	91	\$ 120,000,000.00
	El Paso Corporation	100	\$ 110,000,000.00



An MSCI Brand

Securities Class Action Services

Milberg			
Tyco International, Ltd.	4	\$	3,200,000,000.00
Nortel Networks Corp.	7	\$	1,142,775,308.00
Xerox Corp.	14	\$	750,000,000.00
Lucent Technologies, Inc.	15	\$	667,000,000.00
IPO Securities Litigation	19	\$	586,000,000.00
Raytheon Company	25	\$	460,000,000.00
Rite Aid Corp.	33	\$	319,580,000.00
Oxford Health Plans Inc.	37	\$	300,000,000.00
3Com Corp.	43	\$	259,000,000.00
Sears, Roebuck & Co	48	\$	215,000,000.00
CMS Energy Corp.	51	\$	200,000,000.00
MicroStrategy Inc.	56	\$	192,500,000.00
Dollar General Corp.	66	\$	162,000,000.00
Sunbeam Corp.	77	\$	140,995,187.00
Biovail Corp.	78	\$	138,000,000.00
Informix Corp.	81	\$	136,500,000.00
Computer Associates International, Inc.	82	\$	133,551,000.00
Edward D. Jones & Co., L.P.	85	\$	127,500,000.00
Mattel, Inc.	89	\$	122,000,000.00
Deutsche Telekom AG	91	\$	120,000,000.00
Medical Capital Notes (Trustees)	98	\$	114,000,000.00
Ikon Office Solutions, Inc.	99	\$	111,000,000.00
CVS Corp.	100	\$	110,000,000.00
DPL Inc.	100	\$	110,000,000.00
Labaton Sucharow			
American International Group, Inc.	11	\$	937,500,000.00
HealthSouth Corp.	13	\$	804,500,000.00
Countrywide Financial Corp.	17	\$	624,000,000.00
Waste Management Inc.	26	\$	457,000,000.00
General Motors Corp.	36	\$	303,000,000.00
Bear Stearns Companies, Inc.	40	\$	294,900,000.00
El Paso Corporation	41	\$	285,000,000.00
WellCare Health Plans, Inc.	51	\$	200,000,000.00
Bristol-Myers Squibb Co.	58	\$	185,000,000.00
Broadcom Corp.	59	\$	173,500,000.00
Satyam Computer Services, Ltd.	69	\$	150,500,000.00
Mercury Interactive Corp.	96	\$	117,500,000.00
El Paso Corporation	100	\$	110,000,000.00



An MSCI Brand

Securities Class Action Services

Grant & Eisenhofer			
Tyco International, Ltd.	4	\$	3,200,000,000.00
Global Crossing, Ltd.	27	\$	447,800,000.00
Marsh & McLennan Companies, Inc.	30	\$	400,000,000.00
Refco, Inc.	32	\$	358,300,000.00
General Motors Corp.	36	\$	303,000,000.00
DaimlerChrysler AG	37	\$	300,000,000.00
Oxford Health Plans Inc.	37	\$	300,000,000.00
Safety-Kleen Corp.	55	\$	197,622,944.00
Digex, Inc.	63	\$	165,000,000.00
Dollar General Corp.	66	\$	162,000,000.00
Satyam Computer Services, Ltd.	69	\$	150,500,000.00
Delphi Corporation	84	\$	128,350,000.00
El Paso Corporation	100	\$	110,000,000.00
Robbins Geller Rudman & Dowd			
Enron Corp.	1	\$	7,242,000,000.00
UnitedHealth Group, Inc.	12	\$	925,500,000.00
HealthSouth Corp.	13	\$	804,500,000.00
Wachovia Preferred Securities and Bond/Notes	16	\$	627,000,000.00
Cardinal Health, Inc.	18	\$	600,000,000.00
Dynegy Inc.	23	\$	474,050,000.00
Qwest Communications International, Inc.	28	\$	445,000,000.00
Kinder Morgan, Inc.	51	\$	200,000,000.00
Motorola, Inc.	51	\$	200,000,000.00
Pharmacia Corp.	65	\$	164,000,000.00
TXU Corp.	73	\$	149,750,000.00
The Coca-Cola Company	79	\$	137,500,000.00
Doral Financial Corp.	83	\$	130,000,000.00
Kessler Topaz Meltzer & Check			
Tyco International, Ltd.	4	\$	3,200,000,000.00
Bank of America Corporation	6	\$	2,425,000,000.00
Wachovia Preferred Securities and Bond/Notes	16	\$	627,000,000.00
IPO Securities Litigation	19	\$	585,999,996.00
Lehman Brothers Holdings, Inc.	20	\$	516,218,000.00
Tenet Healthcare Corp.	42	\$	281,500,000.00
Bernard L. Madoff Investment Securities LLC	47	\$	219,857,694.00
Satyam Computer Services, Ltd.	69	\$	150,500,000.00
Computer Associates International, Inc.	82	\$	133,551,000.00
Delphi Corporation	84	\$	128,350,000.00
The Interpublic Group of Companies, Inc.	97	\$	115,000,000.00
CVS Corp.	100	\$	110,000,000.00



An MSCI Brand

Securities Class Action Services

Barrack, Rodos & Bacine			
WorldCom, Inc.	2	\$	6,194,100,713.69
Cendant Corp.	3	\$	3,319,350,000.00
McKesson HBOC Inc.	10	\$	1,052,000,000.00
Merrill Lynch & Co., Inc.	22	\$	475,000,000.00
DaimlerChrysler AG	37	\$	300,000,000.00
3Com Corp.	43	\$	259,000,000.00
The Mills Corp.	50	\$	202,750,000.00
Schering-Plough Corp.	63	\$	165,000,000.00
Apollo Group, Inc.	76	\$	145,000,000.00
Sunbeam Corp.	77	\$	140,995,187.00
Informix Corp.	81	\$	136,500,000.00
Kirby McInerney			
Adelphia Communications Corp.	24	\$	466,725,000.00
Cendant Corp.	31	\$	374,000,000.00
Waste Management Inc.	46	\$	220,000,000.00
National City Corp.	62	\$	168,000,000.00
Bennett Funding Group, Inc.	68	\$	152,635,000.00
AT&T Wireless Tracking Stock	70	\$	150,000,000.00
Berger & Montague			
Merrill Lynch & Co., Inc.	22	\$	475,000,000.00
Rite Aid Corp.	33	\$	319,580,000.00
Waste Management Inc.	46	\$	220,000,000.00
Sunbeam Corp.	77	\$	140,995,187.00
Ikon Office Solutions, Inc.	99	\$	111,000,000.00
Berman DeValerio			
Xerox Corp.	14	\$	750,000,000.00
Bristol-Myers Squibb Co.	37	\$	300,000,000.00
Bear Stearns Companies, Inc.	40	\$	294,900,000.00
El Paso Corporation	41	\$	285,000,000.00
Lernout & Hauspie Speech Products N.V.	90	\$	120,520,000.00
Stull Stull & Brody			
IPO Securities Litigation	19	\$	585,999,996.00
BankAmerica Corp.	21	\$	490,000,000.00
Computer Associates International, Inc.	82	\$	133,551,000.00
Edward D. Jones & Co., L.P.	85	\$	127,500,000.00
Peregrine Systems, Inc.	95	\$	117,567,922.00
Entwistle & Cappucci			
Royal Ahold, N.V.	8	\$	1,100,000,000.00
DaimlerChrysler AG	37	\$	300,000,000.00
CMS Energy Corp.	51	\$	200,000,000.00
Dollar General Corp.	66	\$	162,000,000.00



An MSCI Brand

Securities Class Action Services

Chitwood Harley Harnes			
BankAmerica Corp.	21	\$	490,000,000.00
Oxford Health Plans Inc.	37	\$	300,000,000.00
Maxim Integrated Products, Inc.	60	\$	173,000,000.00
The Coca-Cola Company	79	\$	137,500,000.00
Kaplan Fox & Kilsheimer			
Bank of America Corporation	6	\$	2,425,000,000.00
Merrill Lynch & Co., Inc.	22	\$	475,000,000.00
3Com Corp.	43	\$	259,000,000.00
Informix Corp.	81	\$	136,500,000.00
Bernstein Liebhard			
Deutsche Telekom AG	91	\$	120,000,000.00
IPO Securities Litigation	19	\$	585,999,996.00
Marsh & McLennan Companies, Inc.	30	\$	400,000,000.00
Wolf Popper			
Mattel, Inc.	89	\$	122,000,000.00
Motorola, Inc.	57	\$	190,000,000.00
Sunbeam Corp.	77	\$	140,995,187.00
Abbey Spanier Rodd & Abrams			
BankAmerica Corp.	21	\$	490,000,000.00
Adelphia Communications Corp.	24	\$	466,725,000.00
Lite DePalma Greenberg & Rivas			
Tenet Healthcare Corp.	42	\$	281,500,000.00
Motorola, Inc.	57	\$	190,000,000.00
Waite Schneider Bayless & Chesley			
Federal Home Loan Mortgage Corp.	29	\$	410,000,000.00
DPL Inc.	100	\$	110,000,000.00
Lovell Stewart Halebian Jacobson			
Sumitomo Corp.	74	\$	149,250,000.00
Chicago Board of Trade	94	\$	118,750,000.00
Nix, Patterson & Roach			
Brocade Communications Systems, Inc.	67	\$	160,098,500.00
Delphi Corporation	84	\$	128,350,000.00
Pomerantz Haudek Grossman & Gross			
Comverse Technology, Inc.	45	\$	225,000,000.00
Charter Communications, Inc.	75	\$	146,250,000.00
Wolf Haldenstein Alder Freeman & Herz			
IPO Securities Litigation	19	\$	586,000,000.00
MicroStrategy Inc.	56	\$	192,500,000.00
Heins Mills & Olson			
AOL Time Warner, Inc.	5	\$	2,500,000,000.00
Broadcom Corp.	70	\$	150,000,000.00



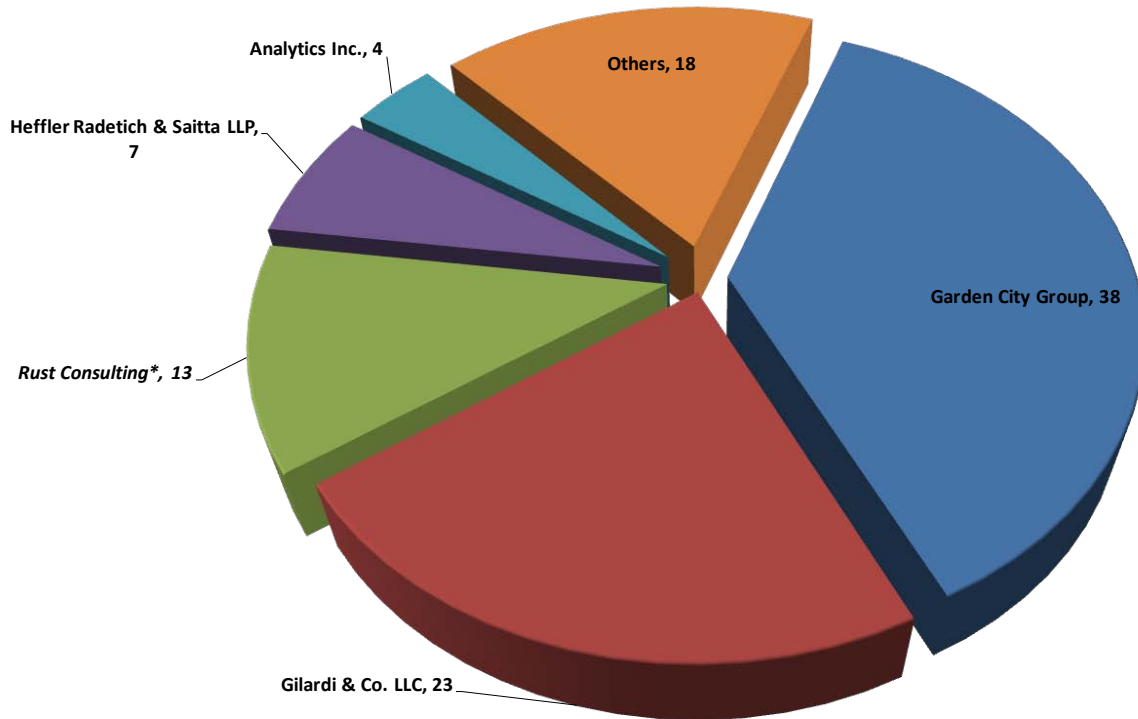
An MSCI Brand

Securities Class Action Services

Lowey Dannenberg Cohen			
Bernard L. Madoff Investment Securities LLC	47	\$	219,857,694.00
Juniper Networks, Inc.	61	\$	169,500,000.00
Abbey Gardy & Squitieri			
Waste Management Inc.	46	\$	220,000,000.00
Abraham, Fruchter & Twersky			
Peregrine Systems, Inc.	95	\$	117,567,922.00
Barrett & Weber			
Federal Home Loan Mortgage Corp.	29	\$	410,000,000.00
Blitz Bardgett & Deutsch			
Edward D. Jones & Co., L.P.	85	\$	127,500,000.00
Cauley Bowman Carney & Williams			
Lernout & Hauspie Speech Products N.V.	90	\$	120,520,000.00
Chimicles & Tikellis			
Kinder Morgan, Inc.	51	\$	200,000,000.00
Cotchett Pitre & McCarthy			
Medical Capital Notes	98	\$	114,000,000.00
Cunningham Bounds			
HealthSouth Corp.	13	\$	804,500,000.00
Glancy Binkow & Goldberg			
Mercury Interactive Corp.	96	\$	117,500,000.00
Gold Bennett Cera & Sidener			
Peregrine Systems, Inc.	95	\$	117,567,922.00
Goodin MacBride Squeri Ritchie & Day			
Edward D. Jones & Co., L.P.	85	\$	127,500,000.00
Green Schaaf & Jacobson			
BankAmerica Corp.	21	\$	490,000,000.00
Hagens Berman Sobol Shapiro			
Charles Schwab & Co., Inc.	44	\$	235,000,000.00
Hahn Loeser & Parks			
American International Group, Inc.	11	\$	937,500,000.00
Howard B. Sirota, Esq			
IPO Securities Litigation	19	\$	585,999,996.00
Hulett Harper Stewart			
Edward D. Jones & Co., L.P.	85	\$	127,500,000.00
Johnson & Perkinson			
Xerox Corp.	14	\$	750,000,000.00
Keller Rohrback			
Ikon Office Solutions, Inc.	99	\$	111,000,000.00
Lowenstein Sandler			
Electronic Data Systems Corp.	79	\$	137,500,000.00
Patton Roberts			
Brocade Communications Systems, Inc.	67	\$	160,098,500.00
Provost & Umphrey Law Firm			
TXU Corp.	73	\$	149,750,000.00
Shalov Stone & Bonner			
Lernout & Hauspie Speech Products N.V.	90	\$	120,520,000.00

Stanley, Mandel & Iola			
Edward D. Jones & Co., L.P.	85	\$	127,500,000.00
Sussman Watkins & Wylie			
Bank One Corp.	91	\$	120,000,000.00
The Nygaard Law Firm			
Kinder Morgan, Inc.	51	\$	200,000,000.00
Weiss & Lurie			
Edward D. Jones & Co., L.P.	85	\$	127,500,000.00
Westerman Law			
Medical Capital Notes (Trustees)	98	\$	114,000,000.00

Most Frequent Claims Administrator in SCAS 100



* Includes 9 settlements administered by Rust Consulting and 4 settlements administered by Complete Claim Solutions

Claims Administrator Participation

Most Frequent Claims Administrators in Top 100 Settlements

CLAIMS ADMINISTRATOR CASES	RANK	CASE SETTLEMENT AMOUNT	TOTAL AMOUNT SETTLED
Garden City Group			\$ 21,551,452,009.69
WorldCom, Inc.	2	6,194,100,713.69	
Tyco International, Ltd.	4	3,200,000,000.00	
Nortel Networks Corp.	7	1,142,775,308.00	
Royal Ahold, N.V.	8	1,100,000,000.00	
Nortel Networks Corp.	9	1,074,265,298.00	
Lucent Technologies, Inc.	15	667,000,000.00	
Wachovia Preferred Securities and Bond/Notes	16	627,000,000.00	
IPO Securities Litigation	19	585,999,996.00	
Lehman Brothers Holdings, Inc.	20	516,218,000.00	
Global Crossing, Ltd.	27	447,800,000.00	
Federal Home Loan Mortgage Corp.	29	410,000,000.00	
Refco, Inc.	32	358,300,000.00	
Merrill Lynch Mortgage Investors, Inc.	34	315,000,000.00	
Williams Companies, Inc.	35	311,000,000.00	
Bristol-Myers Squibb Co.	37	300,000,000.00	
DaimlerChrysler AG	37	300,000,000.00	
Oxford Health Plans Inc.	37	300,000,000.00	
Bear Stearns Companies, Inc.	40	294,900,000.00	
Tenet Healthcare Corp.	42	281,500,000.00	
Bernard L. Madoff Investment Securities LLC	47	219,857,694.00	
Sears, Roebuck & Co.	48	215,000,000.00	
Washington Mutual, Inc.	49	208,500,000.00	
The Mills Corp.	50	202,750,000.00	
CMS Energy Corp.	51	200,000,000.00	
Kinder Morgan, Inc.	51	200,000,000.00	
WellCare Health Plans, Inc.	51	200,000,000.00	
Bristol-Myers Squibb Co.	58	185,000,000.00	
Broadcom Corp.	59	173,500,000.00	
Maxim Integrated Products, Inc.	60	173,000,000.00	
Dollar General Corp.	66	162,000,000.00	
Bennett Funding Group, Inc.	68	152,635,000.00	
Delphi Corporation	84	128,350,000.00	
Bristol-Myers Squibb Co.	86	125,000,000.00	
Wells Fargo Mortgage-Backed Securities Pass-Through Certi	86	125,000,000.00	
Deutsche Telekom AG	91	120,000,000.00	
The Interpublic Group of Companies, Inc.	97	115,000,000.00	
CVS Corp.	100	110,000,000.00	
El Paso Corporation	100	110,000,000.00	



An MSCI Brand

Securities Class Action Services

Gilardi & Co. LLC			\$ 17,932,998,922.00
Enron Corp.	1	7,242,000,000.00	
AOL Time Warner, Inc.	5	2,500,000,000.00	
Bank of America Corporation	6	2,425,000,000.00	
UnitedHealth Group, Inc.	12	925,500,000.00	
Xerox Corp.	14	750,000,000.00	
Cardinal Health, Inc.	18	600,000,000.00	
Dynegy Inc.	23	474,050,000.00	
Qwest Communications International, Inc.	28	445,000,000.00	
Rite Aid Corp.	33	319,580,000.00	
3Com Corp.	43	259,000,000.00	
Charles Schwab & Co., Inc.	44	235,000,000.00	
Motorola, Inc.	51	200,000,000.00	
MicroStrategy Inc.	56	192,500,000.00	
Pharmacia Corp.	65	164,000,000.00	
AT&T Wireless Tracking Stock	70	150,000,000.00	
Broadcom Corp.	70	150,000,000.00	
TXU Corp.	73	149,750,000.00	
The Coca-Cola Company	79	137,500,000.00	
Computer Associates International, Inc.	82	133,551,000.00	
Doral Financial Corp.	83	130,000,000.00	
Mattel, Inc.	89	122,000,000.00	
Peregrine Systems, Inc.	95	117,567,922.00	
Ikon Office Solutions, Inc.	99	111,000,000.00	
Rust Consulting			\$ 3,679,750,000.00
American International Group, Inc.	11	937,500,000.00	
HealthSouth Corp.	13	804,500,000.00	
Countrywide Financial Corp.	17	624,000,000.00	
Merrill Lynch & Co., Inc.	22	475,000,000.00	
Marsh & McLennan Companies, Inc.	30	400,000,000.00	
Juniper Networks, Inc.	61	169,500,000.00	
Satyam Computer Services, Ltd.	69	150,500,000.00	
Chicago Board of Trade	94	118,750,000.00	
Complete Claims Solutions			\$ 902,500,000.00
Waste Management Inc.	26	457,000,000.00	
Motorola, Inc.	57	190,000,000.00	
Biovail Corp.	78	138,000,000.00	
Mercury Interactive Corp.	96	117,500,000.00	

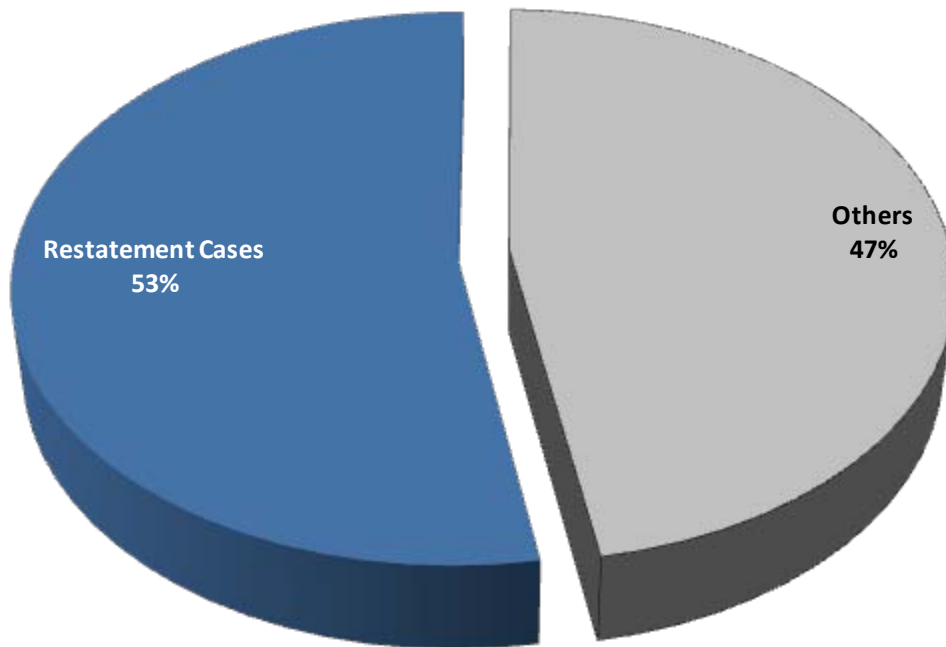


An MSCI Brand

Securities Class Action Services

Heffler Radetich & Saitta LLP			\$ 4,673,472,944.00
Cendant Corp.	3	3,319,350,000.00	
BankAmerica Corp.	21	490,000,000.00	
Waste Management Inc.	46	220,000,000.00	
Safety-Kleen Corp.	55	197,622,944.00	
Schering-Plough Corp.	63	165,000,000.00	
Apollo Group, Inc.	76	145,000,000.00	
Informix Corp.	81	136,500,000.00	
Analytics Inc.			\$ 1,786,827,088.00
McKesson HBOC Inc.	10	1,052,000,000.00	
Raytheon Company	25	460,000,000.00	
Merrill Lynch & Co., Inc. (Bonds or Preferred Shares Offerin)	70	150,000,000.00	
New Century Financial Corp.	88	124,827,088.00	
AB Data, Ltd.			\$ 405,520,000.00
El Paso Corporation	41	285,000,000.00	
Lernout & Hauspie Speech Products N.V.	90	120,520,000.00	
ACS Financial Securities Services			\$ 290,245,187.00
Sumitomo	74	149,250,000.00	
Sunbeam Corp.	77	140,995,187.00	
Berdon LLP			\$ 371,250,000.00
Comverse Technology, Inc.	45	225,000,000.00	
Charter Communications, Inc.	75	146,250,000.00	
Epiq Systems, Inc.			\$ 463,098,500.00
General Motors Corp.	36	303,000,000.00	
Brocade Communications Systems, Inc.	67	160,098,500.00	
Poorman-Douglas			\$ 257,500,000.00
Electronic Data Systems Corp.	79	137,500,000.00	
Conseco, Inc.	91	120,000,000.00	
Valley Forge Administrators			\$ 840,725,000.00
Adelphia Communications Corp.	24	466,725,000.00	
Cendant Corp.	31	374,000,000.00	
BMC Group			\$ 168,000,000.00
National City Corp.	62	168,000,000.00	
Fifth Third Bank			\$ 110,000,000.00
DPL Inc.	100	110,000,000.00	
Kurtzman Carson Consultants			\$ 114,000,000.00
Medical Capital Notes (Trustees)	98	114,000,000.00	
Strategic Claims Services			\$ 120,000,000.00
Bank One Corp.	91	120,000,000.00	
N/A			\$ 165,000,000.00
Digex, Inc.	63	165,000,000.00	
N/A			\$ 127,500,000.00
Edward D. Jones & Co., L.P.	85	127,500,000.00	

SCAS Restatements





An MSCI Brand

Securities Class Action Services

Restatements

Cases Involving Accounting Restatements in Top 100 Settlements

RANK	CASE NAME	TOTAL SETTLEMENT AMOUNT	SETTLEMENT YEAR
1	Enron Corp.	\$ 7,242,000,000.00	2010
2	WorldCom, Inc.	\$ 6,194,100,713.69	2012
3	Cendant Corp.	\$ 3,319,350,000.00	2000
5	AOL Time Warner, Inc.	\$ 2,500,000,000.00	2006
8	Royal Ahold, N.V.	\$ 1,100,000,000.00	2006
9	Nortel Networks Corp.	\$ 1,074,265,298.00	2006
10	McKesson HBOC Inc.	\$ 1,052,000,000.00	2008
11	American International Group, Inc.	\$ 937,500,000.00	2013
12	UnitedHealth Group, Inc.	\$ 925,500,000.00	2009
13	HealthSouth Corp.	\$ 804,500,000.00	2010
14	Xerox Corp.	\$ 750,000,000.00	2009
15	Lucent Technologies, Inc.	\$ 667,000,000.00	2003
17	Countrywide Financial Corp.	\$ 624,000,000.00	2011
18	Cardinal Health, Inc.	\$ 600,000,000.00	2007
23	Dynegy Inc.	\$ 474,050,000.00	2005
24	Adelphia Communications Corp.	\$ 466,725,000.00	2011
25	Raytheon Company	\$ 460,000,000.00	2004
27	Global Crossing, Ltd.	\$ 447,800,000.00	2007
28	Qwest Communications International, Inc.	\$ 445,000,000.00	2006
29	Federal Home Loan Mortgage Corp.	\$ 410,000,000.00	2006
31	Cendant Corp.	\$ 374,000,000.00	2006
32	Refco, Inc.	\$ 358,300,000.00	2011
33	Rite Aid Corp.	\$ 319,580,000.00	2003
36	General Motors Corp.	\$ 303,000,000.00	2009
41	El Paso Corporation	\$ 285,000,000.00	2007
43	3Com Corp.	\$ 259,000,000.00	2001
45	Comverse Technology, Inc.	\$ 225,000,000.00	2010
46	Waste Management Inc.	\$ 220,000,000.00	1999
48	Sears, Roebuck & Co.	\$ 215,000,000.00	2006

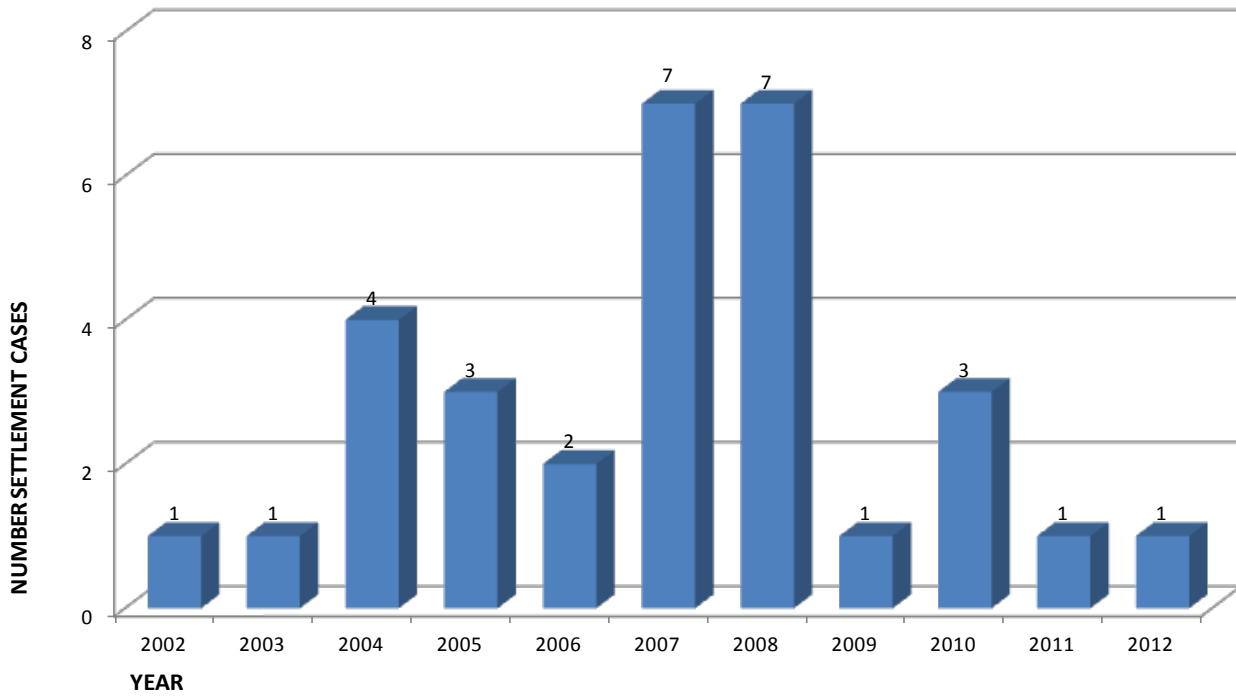


An MSCI Brand

Securities Class Action Services

50	The Mills Corp.	\$ 202,750,000.00	2009
51	CMS Energy Corp.	\$ 200,000,000.00	2007
51	WellCare Health Plans, Inc.	\$ 200,000,000.00	2011
55	Safety-Kleen Corp.	\$ 197,622,944.00	2006
56	MicroStrategy Inc.	\$ 192,500,000.00	2001
59	Broadcom Corp.	\$ 173,500,000.00	2010
60	Maxim Integrated Products, Inc.	\$ 173,000,000.00	2010
61	Juniper Networks, Inc.	\$ 169,500,000.00	2010
66	Dollar General Corp.	\$ 162,000,000.00	2002
67	Brocade Communications Systems, Inc.	\$ 160,098,500.00	2009
69	Satyam Computer Services, Ltd.	\$ 150,500,000.00	2011
70	Broadcom Corp.	\$ 150,000,000.00	2005
75	Charter Communications, Inc.	\$ 146,250,000.00	2005
77	Sunbeam Corp.	\$ 140,995,187.00	2001
78	Biovail Corp.	\$ 138,000,000.00	2008
81	Informix Corp.	\$ 136,500,000.00	1999
83	Doral Financial Corp.	\$ 130,000,000.00	2007
84	Delphi Corporation	\$ 128,350,000.00	2009
88	New Century Financial Corp.	\$ 124,827,088.00	2010
90	Lernout & Hauspie Speech Products N.V.	\$ 120,520,000.00	2005
91	Conseco, Inc.	\$ 120,000,000.00	2002
95	Peregrine Systems, Inc.	\$ 117,567,922.00	2009
96	Mercury Interactive Corp.	\$ 117,500,000.00	2008
97	The Interpublic Group of Companies, Inc.	\$ 115,000,000.00	2004
100	DPL Inc.	\$ 110,000,000.00	2003

No. of Settlements Added to SCAS Top 30 SEC Disgorgements 2002 - Present





An MSCI Brand

Securities Class Action Services

Top 30 SEC Disgorgements

Cases Listed in Top 30 Disgorgements Categorized By Settlement Amount

RANK	CaseName	SETTLEMENT YEAR	TOTAL SETTLEMENT AMOUNT
1	American International Group, Inc. (SEC) (2006)	2008	\$ 800,000,000.00
2	WorldCom, Inc. (SEC)	2003	\$ 750,000,000.00
3	Enron Corp. (SEC)	2008	\$ 450,000,000.00
4	Banc of America Capital Management, LLC (SEC)	2007	\$ 375,000,000.00
5	Federal National Mortgage Association (Fannie Mae) (SEC)	2007	\$ 350,000,001.00
6	Invesco Funds (SEC)	2008	\$ 325,000,000.00
7	Time Warner Inc. (SEC)	2005	\$ 308,000,000.00
8	Prudential Securities (SEC)	2010	\$ 270,000,000.00
9	Qwest Communications International Inc. (SEC Fair Fund)	2006	\$ 252,869,388.00
10	Alliance Capital Management L.P. (SEC)	2008	\$ 250,000,000.00
10	Bear Stearns (SEC)	2008	\$ 250,000,000.00
10	PBHG Mutual Funds (SEC)	2004	\$ 250,000,000.00
13	NYSE Specialist Firms (SEC)	2004	\$ 247,557,022.57
14	Massachusetts Financial Services Co. (SEC)	2007	\$ 225,629,142.87
15	Computer Associates International, Inc. (CRIMINAL)	2005	\$ 225,000,000.00
16	Morgan Keegan Funds (SEC)	2012	\$ 200,300,000.00
17	Millennium Partners, L.P. (SEC)	2007	\$ 180,575,005.00
18	SEC Analyst Suit 2 - Citigroup Global Markets f/k/a Salomon Smith Barne	2005	\$ 157,500,000.00
19	Putnam Investment Management, LLC (SEC)	2007	\$ 153,524,387.00
20	Bank of America Corporation (SEC)	2010	\$ 150,000,001.00
20	Bristol-Myers Squibb Co. (SEC)	2004	\$ 150,000,001.00
22	AOL Time Warner, Inc. (DOJ)	2006	\$ 150,000,000.00
23	Strong Capital Management, Inc. (SEC)	2009	\$ 140,750,000.00
24	Columbia Funds (SEC) (2005)	2007	\$ 140,000,000.00
25	American International Group, Inc. (SEC) (2004)	2004	\$ 126,366,000.00
26	Canadian Imperial Holdings Inc./CIBC World Markets Corp. (SEC)	2010	\$ 125,000,000.00
27	Royal Dutch Petroleum / Shell Transport (SEC)	2008	\$ 120,000,000.00
28	Charles Schwab Investment (SEC)	2011	\$ 110,000,000.00
29	Capital Consultants, LLC (SEC)	2002	\$ 100,000,000.00
29	HealthSouth Corp. (SEC)	2007	\$ 100,000,000.00
29	Janus Capital Management LLC (SEC)	2008	\$ 100,000,000.00

*"Total Settlement Amount" reflects the sum of disgorgement and civil penalties in settlements reached with the U.S. Securities and Exchange Commission.

** Settlements that have the same amount are given the same ranking.

*** To be eligible for the Top 30 SEC Disgorgements, the Distribution Plan for the distribution of the Fair Fund must have been approved by the SEC.