

Securities Class Action Services

The SCAS 100 for 2H 2012

The SCAS “Top 100 Settlements Semi-Annual Report” identifies the largest securities class action settlements filed after the passage of the Private Securities Litigation Reform Act of 1995, ranked by the total value of the settlement fund.

The Top 100 Settlements Semi-Annual Report provides a wealth of information, including the settlement date, filing court, settlement fund, and identifies the key players for each settlement.

The report, which is updated and circulated semi-annually, is broken down into following categories:

SCAS Top 100 Settlements Semi-Annual Report

The Front Page provides the complete list of the Top 100 Securities Class Action Settlements, ranked according to the Total Settlement Amount, and provides information on the filing court, settlement year and settlement fund. The SCAS Top 100 does not include non-US cases and the SEC disgorgements. Cases with the same settlement amount are given the same ranking.

For cases with multiple partial settlements, the amount indicated in the Total Settlement Amount is computed by combining all partial settlements. The settlement year reflects the year the most recent settlement received final approval from the Court.

Cases in the Top 100 settlements are limited to those that have been filed on or after January 1, 1996. Only final settlements are included. Data on SEC settlements are not included, but rather compiled in a separate list—the Top 30 SEC Disgorgements.

No. of Settlements Added to SCAS 100 (1996-2012)

The Top 100 Settlements from 1996-2012 section provides a chart of the cases in the Top 100 Settlements Semi-Annual Report, categorized by Settlement Year. The Settlement Year corresponds to the year the settlement, or the most recent partial settlement, received final approval from the Court.

Institutional Lead Plaintiff Participation

The Institutional Lead Plaintiff section displays the number of cases in the Top 100 involving Institutional Lead Plaintiffs and also identifies the institutional investors serving as Institutional Lead Plaintiff.

Lead Counsel Participation

The Lead Counsel Participation section lists the law firms that served as lead or co-lead counsel for each litigation in the Top 100 settlements and identifies the most frequent lead or co-lead counsel appearing in the Top 100.

Claims Administration Participation

The Claims Administration section lists the claims administrators who handled the Top 100 settlements and identifies the most frequent claims administrators in the Top 100.

Restatements

The Restatements section identifies the cases in the Top 100 involving accounting restatements, and shows the no. of restatement cases vis-à-vis non-restatement cases.

Top 30 SEC Disgorgements

The Top 30 SEC Disgorgements section provides a list of the largest SEC settlements, ranked according to the Total Settlement Amount. The Total Settlement Amount reflects the sum of disgorgement and civil penalties in settlements reached with the Securities and Exchange Commission. The Top 30 SEC Disgorgements includes only those where the distribution plan has received final approval. Cases with the same settlement amount are given the same ranking.



An MSCI Brand

Securities Class Action Services

SCAS Top 100 Settlements Report as of December, 2012

RANK	CASE NAME	SETTLEMENT YEAR	COURT	TOTAL SETTLEMENT AMOUNT
1	Enron Corp.	2010	S.D. Tex.	\$ 7,242,000,000.00
2	WorldCom, Inc.	2012	S.D.N.Y.	\$ 6,194,100,713.69
3	Cendant Corp.	2000	D. N.J.	\$ 3,318,250,000.00
4	Tyco International, Ltd.	2007	D. N.H.	\$ 3,200,000,000.00
5	AOL Time Warner, Inc.	2006	S.D.N.Y.	\$ 2,500,000,000.00
6	Nortel Networks Corp.	2006	S.D.N.Y.	\$ 1,142,775,308.00
7	Royal Ahold, N.V.	2006	D. Md.	\$ 1,100,000,000.00
8	Nortel Networks Corp.	2006	S.D.N.Y.	\$ 1,074,265,298.00
9	McKesson HBOC Inc.	2008	N.D. Cal.	\$ 1,042,500,000.00
10	UnitedHealth Group, Inc.	2009	D. Minn.	\$ 925,500,000.00
11	American International Group, Inc.	2012	S.D.N.Y.	\$ 822,500,000.00
12	HealthSouth Corp.	2010	N.D. Ala.	\$ 804,500,000.00
13	Xerox Corp.	2009	D. Conn.	\$ 750,000,000.00
14	Lucent Technologies, Inc.	2003	D. N.J.	\$ 667,000,000.00
15	Wachovia Preferred Securities and Bond/Notes	2011	S.D.N.Y.	\$ 627,000,000.00
16	Countrywide Financial Corp.	2011	C.D. Cal.	\$ 624,000,000.00
17	Cardinal Health, Inc.	2007	S.D. Ohio	\$ 600,000,000.00
18	IPO Securities Litigation	2009	S.D.N.Y.	\$ 586,000,000.00
19	Lehman Brothers Holdings, Inc.	2012	S.D.N.Y.	\$ 516,218,000.00
20	BankAmerica Corp.	2004	E.D. Mo.	\$ 490,000,000.00
21	Merrill Lynch & Co., Inc.	2009	S.D.N.Y.	\$ 475,000,000.00
22	Dynegy Inc.	2005	S.D. Tex.	\$ 474,050,000.00
23	Adelphia Communications Corp.	2011	S.D.N.Y.	\$ 466,725,000.00
24	Raytheon Company	2004	D. Mass.	\$ 460,000,000.00
25	Waste Management Inc.	2003	S.D. Tex.	\$ 457,000,000.00
26	Global Crossing, Ltd.	2007	S.D.N.Y.	\$ 447,800,000.00
27	Qwest Communications International, Inc.	2006	D. Colo.	\$ 445,000,000.00
28	Federal Home Loan Mortgage Corp.	2006	S.D.N.Y.	\$ 410,000,000.00
29	Marsh & McLennan Companies, Inc.	2009	S.D.N.Y.	\$ 400,000,000.00
30	Cendant Corp.	2006	D. N.J.	\$ 374,000,000.00
31	Refco, Inc.	2011	S.D.N.Y.	\$ 358,300,000.00
32	Rite Aid Corp.	2003	E.D. Pa.	\$ 319,580,000.00
33	Merrill Lynch Mortgage Investors, Inc.	2012	S.D.N.Y.	\$ 315,000,000.00
34	Williams Companies, Inc.	2007	N.D. Okla.	\$ 311,000,000.00
35	General Motors Corp.	2009	E.D. Mich.	\$ 303,000,000.00
36	Bristol-Myers Squibb Co.	2004	S.D.N.Y.	\$ 300,000,000.00
36	DaimlerChrysler AG	2003	D. Del.	\$ 300,000,000.00
36	Oxford Health Plans Inc.	2003	S.D.N.Y.	\$ 300,000,000.00
39	Bear Stearns Companies, Inc.	2012	S.D.N.Y.	\$ 294,900,000.00
40	El Paso Corporation	2007	S.D. Tex.	\$ 285,000,000.00



An MSCI Brand

Securities Class Action Services

41	Tenet Healthcare Corp.	2008	C.D. Cal.	\$ 281,500,000.00
42	3Com Corp.	2001	N.D. Cal.	\$ 259,000,000.00
43	Charles Schwab & Co., Inc.	2011	N.D. Cal.	\$ 235,000,000.00
44	Comverse Technology, Inc.	2010	E.D.N.Y.	\$ 225,000,000.00
45	Waste Management Inc.	1999	N.D. Ill.	\$ 220,000,000.00
46	Sears, Roebuck & Co.	2006	N.D. Ill.	\$ 215,000,000.00
47	Washington Mutual, Inc.	2011	W.D. Wash.	\$ 208,500,000.00
48	The Mills Corp.	2009	E.D. Va.	\$ 202,750,000.00
49	CMS Energy Corp.	2007	E.D. Mich.	\$ 200,000,000.00
49	Motorola, Inc.	2012	N.D. Ill.	\$ 200,000,000.00
49	WellCare Health Plans, Inc.	2011	M.D. Fla.	\$ 200,000,000.00
49	Kinder Morgan, Inc.	2010	Kansas District Court	\$ 200,000,000.00
53	Safety-Kleen Corp.	2006	D. S.C.	\$ 197,622,944.00
54	MicroStrategy Inc.	2001	E.D. Va.	\$ 192,500,000.00
55	Motorola, Inc.	2007	N.D. Ill.	\$ 190,000,000.00
56	Bristol-Myers Squibb Co.	2006	D. N.J.	\$ 185,000,000.00
57	Broadcom Corp.	2012	C.D. Cal.	\$ 173,500,000.00
58	Maxim Integrated Products, Inc.	2010	N.D. Cal.	\$ 173,000,000.00
59	Juniper Networks, Inc.	2010	N.D. Cal.	\$ 169,500,000.00
60	National City Corp.	2012	N.D. Ohio	\$ 168,000,000.00
61	Schering-Plough Corp.	2009	D. N. J.	\$ 165,000,000.00
61	Digex, Inc.	2001	Delaware Chancery Court	\$ 165,000,000.00
63	Dollar General Corp.	2002	M.D. Tenn.	\$ 162,000,000.00
64	Brocade Communications Systems, Inc.	2009	N.D. Cal.	\$ 160,098,500.00
65	Bennett Funding Group, Inc.	2003	S.D.N.Y.	\$ 152,635,000.00
66	Satyam Computer Services, Ltd.	2011	S.D.N.Y.	\$ 150,500,000.00
67	Merrill Lynch & Co., Inc.	2009	S.D.N.Y.	\$ 150,000,000.00
67	AT&T Wireless Tracking Stock	2006	S.D.N.Y.	\$ 150,000,000.00
67	Broadcom Corp.	2005	C.D. Cal.	\$ 150,000,000.00
70	TXU Corp.	2005	N.D. Tex.	\$ 149,750,000.00
71	Sumitomo	2001	S.D.N.Y.	\$ 149,250,000.00
72	Charter Communications, Inc.	2005	E.D. Mo.	\$ 146,250,000.00
73	Apollo Group, Inc.	2012	D. Ariz.	\$ 145,000,000.00
74	Sunbeam Corp.	2001	S.D. Fla.	\$ 140,995,187.00
75	Biovail Corp.	2008	S.D.N.Y.	\$ 138,000,000.00
76	The Coca-Cola Company	2008	N.D. Ga.	\$ 137,500,000.00
76	Electronic Data Systems Corp.	2006	E.D. Tex.	\$ 137,500,000.00
78	Informix Corp.	1999	N.D. Cal.	\$ 136,500,000.00
79	Computer Associates International, Inc.	2003	E.D.N.Y.	\$ 133,551,000.00
80	Doral Financial Corp.	2007	S.D.N.Y.	\$ 130,000,000.00
81	Delphi Corporation	2009	E.D. Mich.	\$ 128,350,000.00
82	Edward D. Jones & Co., L.P.	2007	E.D. Mo. / Mo. C.C.	\$ 127,500,000.00
83	Wells Fargo Mortgage-Backed Securities Pass-Thr	2011	N.D. Cal.	\$ 125,000,000.00
83	Bristol-Myers Squibb Co.	2009	S.D.N.Y.	\$ 125,000,000.00
85	New Century Financial Corp.	2010	C.D. Cal.	\$ 124,827,088.00
86	Mattel, Inc.	2003	C.D. Cal.	\$ 122,000,000.00



An MSCI Brand

Securities Class Action Services

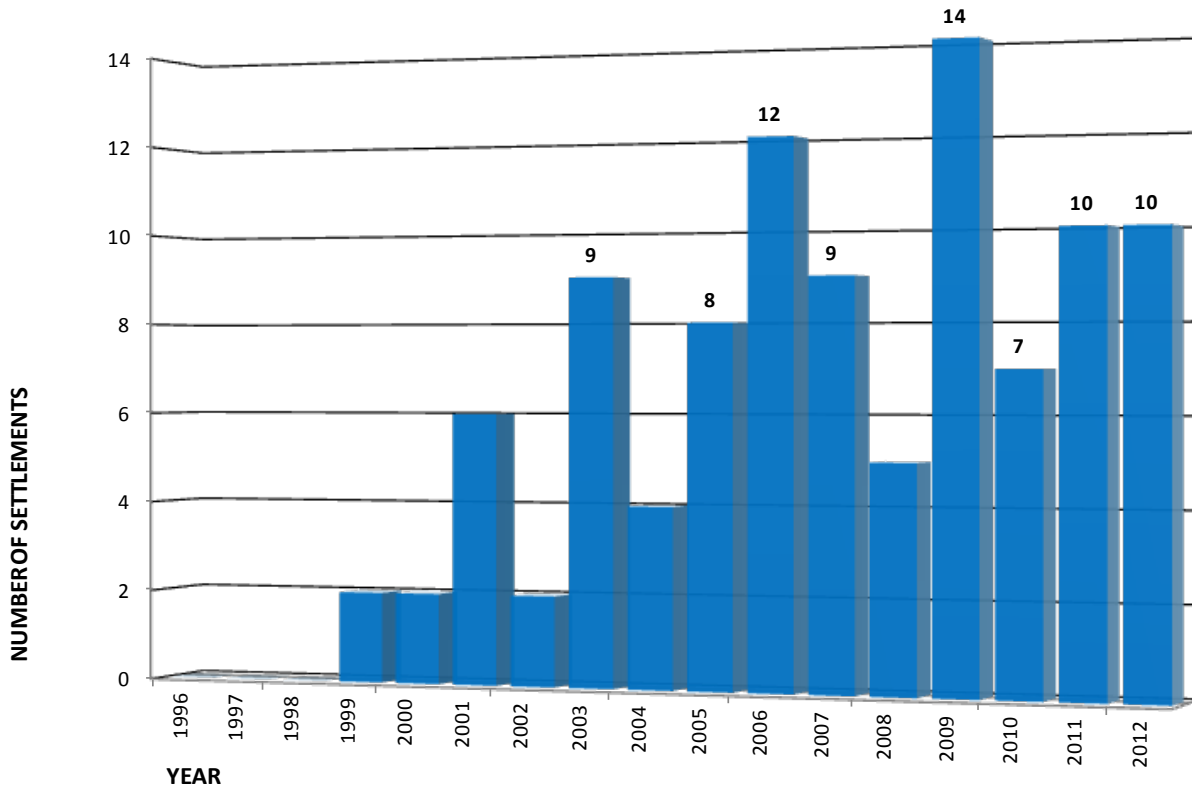
87	Lernout & Hauspie Speech Products N.V.	2005	D. Mass.	\$ 120,520,000.00
88	Bank One Corp.	2005	N.D. Ill.	\$ 120,000,000.00
88	Deutsche Telekom AG	2005	S.D.N.Y.	\$ 120,000,000.00
88	Conseco, Inc.	2002	S.D. Ind.	\$ 120,000,000.00
91	Chicago Board of Trade	2011	N.D. Ill.	\$ 118,750,000.00
92	Peregrine Systems, Inc.	2009	S.D. Cal.	\$ 117,567,922.00
93	Mercury Interactive Corp.	2008	N.D. Cal.	\$ 117,500,000.00
94	The Interpublic Group of Companies, Inc.	2004	S.D.N.Y.	\$ 115,000,000.00
95	Ikon Office Solutions, Inc.	2000	E.D. Pa.	\$ 111,000,000.00
96	CVS Corp.	2005	D. Mass.	\$ 110,000,000.00
96	DPL Inc.	2003	S.D. Ohio	\$ 110,000,000.00
96	El Paso Corporation	2012	Delaware Chancery Court	\$ 110,000,000.00
99	Homestore.com, Inc.	2009	C.D. Cal.	\$ 107,421,215.64
100	Prison Realty Trust Inc.	2001	M.D. Tenn.	\$ 104,129,480.00

*** "Settlement Year" for cases that include multiple settlements reflects the year the most recent settlement was approved by the Court.

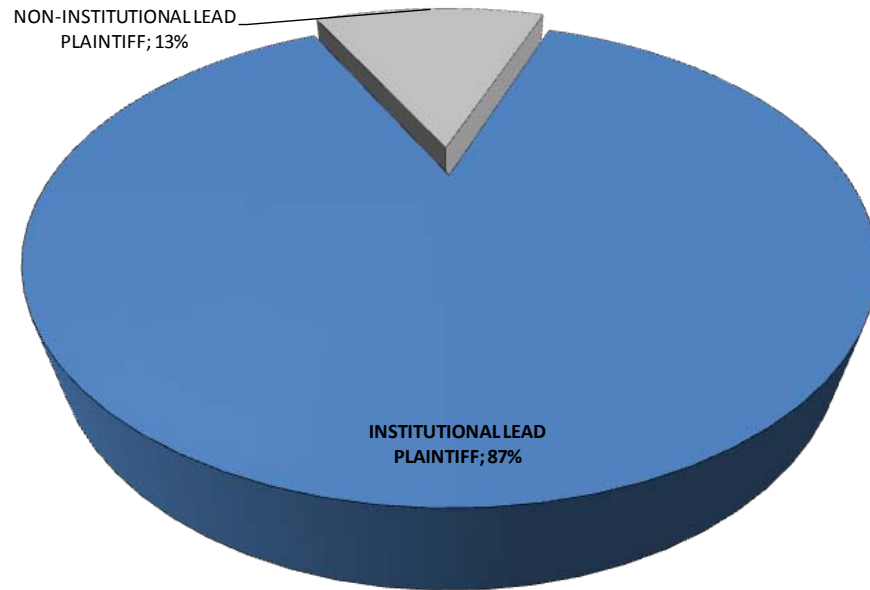
*** Settlements that have the same amount are given the same ranking.

*** To be eligible for the Top 100 Settlements, cases must have been filed after January 1, 1996, and the settlement must have received final approval from the Court.

No. of Settlements Added to SCAS 100 1996-2012



Settlements Represented by Institutional Lead Plaintiff in SCAS 100



Institutional Lead Plaintiff Participation

Cases Listed in Top 100 Settlements Categorized by Total Settlement Amount

RANK	CASE NAME	TOTAL SETTLEMENT AMOUNT	LEAD PLAINTIFF NAME
1	Enron Corp.	\$ 7,242,000,000.00	<ul style="list-style-type: none"> • Regents of the University of California
2	WorldCom, Inc.	\$ 6,194,100,713.69	<ul style="list-style-type: none"> • Regents of the University of California
3	Cendant Corp.	\$ 3,318,250,000.00	<ul style="list-style-type: none"> • California Public Employees' Retirement System • New York State Common Retirement Fund • New York City Pension Funds
4	Tyco International, Ltd.	\$ 3,200,000,000.00	<ul style="list-style-type: none"> • Louisiana State Employees Retirement System • Plumbers & Pipefitters National Pension Fund • Teachers' Retirement System of Louisiana • United Association Office Employees Pension Plan • United Association of Local Union Officers & Employees Pension • United Association General Officers Pension Plan • Voyageur Asset Management
5	AOL Time Warner, Inc.	\$ 2,500,000,000.00	<ul style="list-style-type: none"> • Minnesota State Board of Investment
6	Nortel Networks Corp.	\$ 1,142,775,308.00	<ul style="list-style-type: none"> • Ontario Public Service Employees' Union Pension Plan Trust Fund
7	Royal Ahold, N.V.	\$ 1,100,000,000.00	<ul style="list-style-type: none"> • Public Employees' Retirement Association of Colorado
8	Nortel Networks Corp.	\$ 1,074,265,298.00	<ul style="list-style-type: none"> • Ontario Teachers' Pension Plan Board • Department of the Treasury of the State of New Jersey and its Division of Investment
9	McKesson HBOC Inc.	\$ 1,042,500,000.00	<ul style="list-style-type: none"> • New York State Common Retirement Fund
10	UnitedHealth Group, Inc.	\$ 937,500,000.00	<ul style="list-style-type: none"> • California Public Employees' Retirement System
11	American International Group, Inc.	\$ 822,500,000.00	<ul style="list-style-type: none"> • Ohio Police and Fire Pension Fund • Ohio Public Employees Retirement System • State Teachers Retirement System of Ohio
12	HealthSouth Corp.	\$ 804,500,000.00	<ul style="list-style-type: none"> • Central States, Southeast and Southwest Area Pension Fund • Educational Retirement Board of New Mexico • New Mexico State Investment Council • Retirement Systems of Alabama • Michigan Retirement Systems
13	Xerox Corp.	\$ 750,000,000.00	<ul style="list-style-type: none"> • Louisiana State Employees Retirement System
14	Lucent Technologies, Inc.	\$ 667,000,000.00	<ul style="list-style-type: none"> • Employers-Teamsters Local 175 & 505 Pension Trust Fund Plan • The Parnassus Fund • The Parnassus Income Trust/Equity Fund
15	Wachovia Preferred Securities and Bond/Notes	\$ 627,000,000.00	<ul style="list-style-type: none"> • Louisiana Sheriffs' Pension and Relief Fund • Southeastern Pennsylvania Transportation Authority • Orange County Employees' Retirement System
16	Countrywide Financial Corp.	\$ 624,000,000.00	<ul style="list-style-type: none"> • New York City Board of Education Retirement System • New York City Employees' Retirement System • New York City Fire Department Pension Fund • New York City Police Pension Fund • Teachers' Retirement System of the City of New York

17	Cardinal Health, Inc.	\$	600,000,000.00	<ul style="list-style-type: none"> • Amalgamated Bank • California Ironworkers Field Trust Funds • New Mexico State Investment Council • PACE Industry Union Management Pension Fund
18	IPO Securities Litigation	\$	586,000,000.00	<ul style="list-style-type: none"> • Collegeware USA • Globe Corp.
19	Lehman Brothers Holdings, Inc.	\$	516,218,000.00	<ul style="list-style-type: none"> • Northern Ireland Local Government Officers Superannuation Committee • Operating Engineers Local 3 Trust Fund • Government of Guam Retirement Fund • The City of Edinburgh Council On Behalf of The Lothian Pension Fund • Alameda County Employees' Retirement Association
20	BankAmerica Corp.	\$	490,000,000.00	<ul style="list-style-type: none"> • NON-INSTITUTIONAL PLAINTIFF
21	Merrill Lynch & Co., Inc.	\$	475,000,000.00	<ul style="list-style-type: none"> • State Teachers' Retirement System of Ohio
22	Dynegy Inc.	\$	474,050,000.00	<ul style="list-style-type: none"> • Regents of the University of California
23	Adelphia Communications Corp.	\$	466,725,000.00	<ul style="list-style-type: none"> • Eminence Capital, LLC • Argent Classic Convertible Arbitrage Fund L.P. • Argent Classic Convertible Arbitrage Fund (Bermuda) L.P. • Argent Lowlev Convertible Arbitrage Fund Ltd. • UBS O'Conner LLC f/b/o UBS Global Equity Arbitrage Master Ltd. • UBS O'Conner LLC f/b/o UBS Global Convertible Portfolio
24	Raytheon Company	\$	460,000,000.00	<ul style="list-style-type: none"> • New York State Common Retirement Fund
25	Waste Management Inc.	\$	457,000,000.00	<ul style="list-style-type: none"> • Connecticut Retirement Plans and Trust Funds
26	Global Crossing, Ltd.	\$	447,800,000.00	<ul style="list-style-type: none"> • Ohio Public Employees Retirement System • State Teachers Retirement System of Ohio
27	Qwest Communications International, Inc.	\$	445,000,000.00	<ul style="list-style-type: none"> • New England Healthcare Employees Pension Fund
28	Federal Home Loan Mortgage Corp.	\$	410,000,000.00	<ul style="list-style-type: none"> • Ohio Public Employees Retirement System • State Teachers Retirement System of Ohio
29	Marsh & McLennan Companies, Inc.	\$	400,000,000.00	<ul style="list-style-type: none"> • Department of the Treasury of the State of New Jersey and its Division of Investment • Ohio Bureau of Workers' Compensation • Public Employees' Retirement System of Ohio • State Teachers Retirement System of Ohio
30	Cendant Corp.	\$	374,000,000.00	<ul style="list-style-type: none"> • Welch & Forbes, Inc.
31	Refco, Inc.	\$	358,300,000.00	<ul style="list-style-type: none"> • Pacific Investment Management Company LLC • RH Capital Associates
32	Rite Aid Corp.	\$	319,580,000.00	<ul style="list-style-type: none"> • NON-INSTITUTIONAL PLAINTIFF
33	Merrill Lynch Mortgage Investors, Inc.	\$	315,000,000.00	<ul style="list-style-type: none"> • Public Employees' Retirement System of Mississippi
34	Williams Companies, Inc.	\$	311,000,000.00	<ul style="list-style-type: none"> • Arkansas Teacher Retirement System • Ontario Teachers' Pension Plan Board
35	General Motors Corp.	\$	303,000,000.00	<ul style="list-style-type: none"> • Deka International S.A. Luxembourg • Deka Investment GMBH
36	Bristol-Myers Squibb Co.	\$	300,000,000.00	<ul style="list-style-type: none"> • Louisiana State Employees Retirement System • Fresno County Employees' Retirement Assoc. • Teachers' Retirement System of Louisiana • General Retirement System of the City of Detroit
36	DaimlerChrysler AG	\$	300,000,000.00	<ul style="list-style-type: none"> • Florida State Board of Administration • Policemen's Annuity & Benefit Fund of Chicago • Municipal Employees' Annuity & Benefit Fund of Chicago • Denver Employees' Retirement Plan
36	Oxford Health Plans Inc.	\$	300,000,000.00	<ul style="list-style-type: none"> • Colorado Public Employees' Retirement Association • PBHG Funds, Inc.

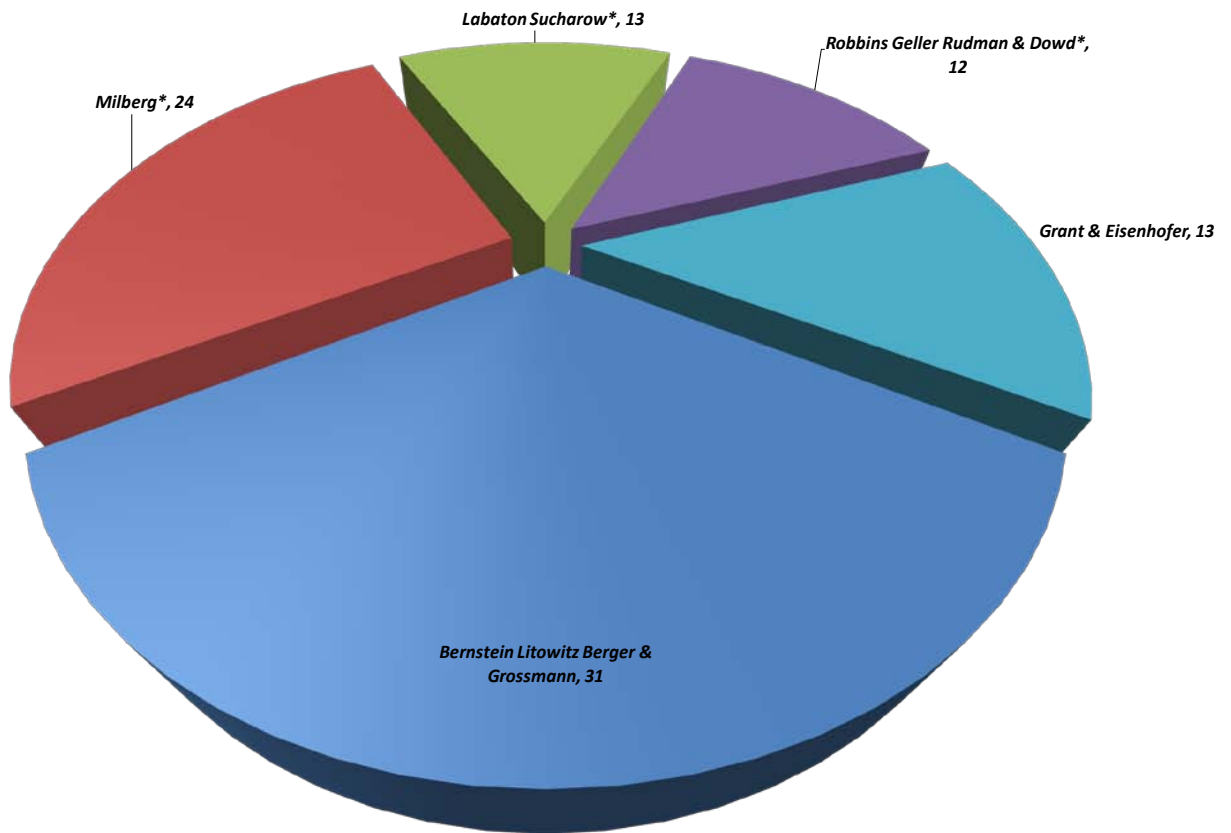
39	Bear Stearns Companies, Inc.	\$	294,900,000.00	<ul style="list-style-type: none"> • State of Michigan Retirement Systems
40	El Paso Corporation	\$	285,000,000.00	<ul style="list-style-type: none"> • Jacksonville Police & Fire Pension Fund • Oklahoma Firefighters Pension and Retirement System
41	Tenet Healthcare Corp.	\$	281,500,000.00	<ul style="list-style-type: none"> • Department of the Treasury of the State of New Jersey and its Division of Investment
42	3Com Corp.	\$	259,000,000.00	<ul style="list-style-type: none"> • Louisiana School Employees' Retirement System • Louisiana Municipal Police Employees' Retirement System
43	Charles Schwab & Co., Inc.	\$	235,000,000.00	<ul style="list-style-type: none"> • NON-INSTITUTIONAL PLAINTIFF
44	Comverse Technology, Inc.	\$	225,000,000.00	<ul style="list-style-type: none"> • Menorah Insurance Co. Ltd. • Mivtachim Pension Funds Ltd.
45	Waste Management Inc.	\$	220,000,000.00	<ul style="list-style-type: none"> • Jackson Grosvenor, Ltd. • Innovative Technologies Corp. • RML Limited Group
46	Sears, Roebuck & Co.	\$	215,000,000.00	<ul style="list-style-type: none"> • Department of the Treasury of the State of New Jersey and its Division of Investment
47	Washington Mutual, Inc.	\$	208,500,000.00	<ul style="list-style-type: none"> • Ontario Teachers' Pension Plan Board
48	The Mills Corp.	\$	202,750,000.00	<ul style="list-style-type: none"> • Iowa Public Employees' Retirement System • Public Employees' Retirement System of Mississippi
49	CMS Energy Corp.	\$	200,000,000.00	<ul style="list-style-type: none"> • Andover Brokerage, LLC
49	Motorola, Inc.	\$	200,000,000.00	<ul style="list-style-type: none"> • Macomb County Employees' Retirement System
49	WellCare Health Plans, Inc.	\$	200,000,000.00	<ul style="list-style-type: none"> • New Mexico State Investment Council • Policemen's Annuity and Benefit Fund of Chicago • Public Employees Retirement Association of New Mexico • Teachers' Retirement System of Louisiana • Public School Teachers' Pension & Retirement Fund of Chicago
49	Kinder Morgan, Inc.	\$	200,000,000.00	<ul style="list-style-type: none"> • NON-INSTITUTIONAL PLAINTIFF
53	Safety-Kleen Corp.	\$	197,622,944.00	<ul style="list-style-type: none"> • American High-Income Trust • State Street Research Income Trust
54	MicroStrategy Inc.	\$	192,500,000.00	<ul style="list-style-type: none"> • Local 144 Nursing Home Pension Fund
55	Motorola, Inc.	\$	190,000,000.00	<ul style="list-style-type: none"> • Department of the Treasury of the State of New Jersey and its Division of Investment
56	Bristol-Myers Squibb Co.	\$	185,000,000.00	<ul style="list-style-type: none"> • Long View Collective Investment Fund of the Amalgamated Bank
57	Broadcom Corp.	\$	173,500,000.00	<ul style="list-style-type: none"> • New Mexico State Investment Council
58	Maxim Integrated Products, Inc.	\$	173,000,000.00	<ul style="list-style-type: none"> • Mississippi Public Employees' Retirement System • The Cobb County Government Employees' Pension Plan • The Dekalb County Pension Plan
59	Juniper Networks, Inc.	\$	169,500,000.00	<ul style="list-style-type: none"> • New York City Employees' Retirement System • Teachers' Retirement System of the City of New York • New York City Fire Department Pension Fund • New York City Police Pension Fund • New York City Police Superior Officers' Variable Supplements Fund • New York City Police Officers' Variable Supplements Fund • New York City Fire Officers' Variable Supplements Fund • New York City Firefighters' Variable Supplements Fund • New York City Teachers' Retirement System of the City of New York Variable Annuity Program
60	National City Corp.	\$	168,000,000.00	<ul style="list-style-type: none"> • New York State Common Retirement Fund

61	Schering-Plough Corp.	\$	165,000,000.00	<ul style="list-style-type: none"> Florida State Board of Administration
61	Digex, Inc.	\$	165,000,000.00	<ul style="list-style-type: none"> Kansas Public Employees Retirement System TCW Technology Limited Partnership TCW Small Capitalization Growth Stocks Limited Partnership TCW Asset Management Company
63	Dollar General Corp.	\$	162,000,000.00	<ul style="list-style-type: none"> Teachers' Retirement System of Louisiana Florida State Board of Administration
64	Brocade Communications Systems, Inc.	\$	160,098,500.00	<ul style="list-style-type: none"> Arkansas Public Employees Retirement System
65	Bennett Funding Group, Inc.	\$	152,635,000.00	<ul style="list-style-type: none"> NON-INSTITUTIONAL PLAINTIFF
66	Satyam Computer Services, Ltd.	\$	150,500,000.00	<ul style="list-style-type: none"> Mississippi Public Employees' Retirement System Mineworkers Pension Fund SKAGEN A/S Sampension KP Lifsforsikring A/S
67	Merrill Lynch & Co., Inc.	\$	150,000,000.00	<ul style="list-style-type: none"> Louisiana Municipal Police Employees' Retirement System Louisiana Sheriffs' Pension and Relief Fund
67	AT&T Wireless Tracking Stock	\$	150,000,000.00	<ul style="list-style-type: none"> Soft Drink and Brewery Workers Union Local 812 Retirement Fund
67	Broadcom Corp.	\$	150,000,000.00	<ul style="list-style-type: none"> Minnesota State Board of Investment
70	TXU Corp.	\$	149,750,000.00	<ul style="list-style-type: none"> Plumbers & Pipefitters National Pension Fund
71	Sumitomo	\$	149,250,000.00	<ul style="list-style-type: none"> NON-INSTITUTIONAL PLAINTIFF
72	Charter Communications, Inc.	\$	146,250,000.00	<ul style="list-style-type: none"> Stoneridge Investment Partners
73	Apollo Group, Inc.	\$	145,000,000.00	<ul style="list-style-type: none"> Policemen's Annuity and Benefit Fund of Chicago
74	Sunbeam Corp.	\$	140,995,187.00	<ul style="list-style-type: none"> CWA/ITU Negotiated Pension Plan Generic Trading Associates, LLC Smith Asset Management
75	Biovail Corp.	\$	138,000,000.00	<ul style="list-style-type: none"> Local 282 Welfare Trust Fund Ontario Teachers' Pension Plan Board
76	The Coca-Cola Company	\$	137,500,000.00	<ul style="list-style-type: none"> 1199 SEIU Greater New York Pension Fund (f/k/a Local 144 Nursing Home Pension Fund) Carpenters Health & Welfare Fund of Philadelphia & Vicinity
76	Electronic Data Systems Corp.	\$	137,500,000.00	<ul style="list-style-type: none"> Department of the Treasury of the State of New Jersey and its Division of Investment
78	Informix Corp.	\$	136,500,000.00	<ul style="list-style-type: none"> Gateway Partner LLC
79	Computer Associates International, Inc.	\$	133,551,000.00	<ul style="list-style-type: none"> Employers-Teamsters Local 175 & 505 Pension Trust Fund Plan Local 144 Nursing Home Pension Fund
80	Doral Financial Corp.	\$	130,000,000.00	<ul style="list-style-type: none"> West Virginia Investment Management Board
81	Delphi Corporation	\$	128,350,000.00	<ul style="list-style-type: none"> Mississippi Public Employees' Retirement System Raiffeisen Kapitalanlage- Gesellschaft Stichting Pensioenfonds ABP Teachers' Retirement System of Oklahoma
82	Edward D. Jones & Co., L.P.	\$	127,500,000.00	<ul style="list-style-type: none"> NON-INSTITUTIONAL PLAINTIFF
83	Wells Fargo Mortgage-Backed Securities Pass-Through C	\$	125,000,000.00	<ul style="list-style-type: none"> Louisiana Sheriffs' Pension and Relief Fund New Orleans Employees' Retirement System Alameda County Employees' Retirement Association Government of Guam Retirement Fund
83	Bristol-Myers Squibb Co.	\$	125,000,000.00	<ul style="list-style-type: none"> Ontario Teachers' Pension Plan Board
85	New Century Financial Corp.	\$	124,827,088.00	<ul style="list-style-type: none"> New York State Teachers' Retirement System
86	Mattel, Inc.	\$	122,000,000.00	<ul style="list-style-type: none"> Birmingham Retirement & Relief Fund
87	Lernout & Hauspie Speech Products N.V.	\$	120,520,000.00	<ul style="list-style-type: none"> NON-INSTITUTIONAL PLAINTIFF
88	Bank One Corp.	\$	120,000,000.00	<ul style="list-style-type: none"> NON-INSTITUTIONAL PLAINTIFF
88	Deutsche Telekom AG	\$	120,000,000.00	<ul style="list-style-type: none"> NON-INSTITUTIONAL PLAINTIFF
88	Conseco, Inc.	\$	120,000,000.00	<ul style="list-style-type: none"> Anchorage Police & Fire Retirement System Louisiana State Firefighters' Retirement System

Securities Class Action Services

91	Chicago Board of Trade	\$	118,750,000.00	• NON-INSTITUTIONAL PLAINTIFF
92	Peregrine Systems, Inc.	\$	117,567,922.00	• NON-INSTITUTIONAL PLAINTIFF
93	Mercury Interactive Corp.	\$	117,500,000.00	<ul style="list-style-type: none"> • City of Sterling Heights General Employees Retirement System • City of Dearborn Heights Police and Fire Retirement System • Steamship Trade Association/International Longshoremen's Association Pension Fund • Charter Township of Clinton Police & Fire Pension System
94	The Interpublic Group of Companies, Inc.	\$	115,000,000.00	• Private Asset Management
95	Ikon Office Solutions, Inc.	\$	111,000,000.00	• Philadelphia Board of Pensions & Retirement
96	CVS Corp.	\$	110,000,000.00	• Plumbers & Pipefitters National Pension Fund
96	DPL Inc.	\$	110,000,000.00	<ul style="list-style-type: none"> • The Buckeye Electric Company Retirement Plan • Pipefitters Local 522 & 633 Pension Trust Fund
96	El Paso Corporation	\$	110,000,000.00	<ul style="list-style-type: none"> • Pompano Beach Police & Firefighters Retirement System • Pipefighters Local Union #537 Trust Funds • Saratoga Advantage Trust Energy & Basic Materials Portfolio • Saratoga Advantage Trust Mid Capitalization Portfolio
99	Homestore.com, Inc.	\$	107,421,215.64	• California State Teachers' Retirement System
100	Prison Realty Trust Inc.	\$	104,129,480.00	• NON-INSTITUTIONAL PLAINTIFF

Most Frequent Lead Counsel in SCAS 100



NOTE:

- * Counsels with the same participation are given the same ranking
- *Includes participation in cases where they represent their old name



An MSCI Brand

Securities Class Action Services

Lead Counsel Participation

Most Frequent Lead/Co-Lead Counsel in Top 100 Settlements

Lead/Co-Lead Counsel	Case Name	Rank	Total Settlement Amount
Bernstein Litowitz Berger & Grossmann			
	WorldCom, Inc.	2	\$ 6,194,100,713.69
	Cendant Corp.	3	\$ 3,318,250,000.00
	Nortel Networks Corp.	8	\$ 1,074,265,298.00
	McKesson HBOC Inc.	9	\$ 1,042,500,000.00
	HealthSouth Corp.	12	\$ 804,500,000.00
	Lucent Technologies, Inc.	14	\$ 667,000,000.00
	Wachovia Preferred Securities and Bond/Notes	15	\$ 627,000,000.00
	Lehman Brothers Holdings, Inc.	19	\$ 516,218,000.00
	Federal Home Loan Mortgage Corp.	28	\$ 410,000,000.00
	Refco, Inc.	31	\$ 358,300,000.00
	Merrill Lynch Mortgage Investors, Inc.	33	\$ 315,000,000.00
	Williams Companies, Inc.	34	\$ 311,000,000.00
	Bristol-Myers Squibb Co.	36	\$ 300,000,000.00
	DaimlerChrysler AG	36	\$ 300,000,000.00
	El Paso Corporation	40	\$ 285,000,000.00
	3Com Corp.	42	\$ 259,000,000.00
	Washington Mutual, Inc.	47	\$ 208,500,000.00
	The Mills Corp.	48	\$ 202,750,000.00
	WellCare Health Plans, Inc.	49	\$ 200,000,000.00
	Maxim Integrated Products, Inc.	58	\$ 173,000,000.00
	Bennett Funding Group, Inc.	65	\$ 152,635,000.00
	Satyam Computer Services, Ltd.	66	\$ 150,500,000.00
	Merrill Lynch & Co., Inc.	67	\$ 150,000,000.00
	Biovail Corp.	75	\$ 138,000,000.00
	Electronic Data Systems Corp.	76	\$ 137,500,000.00
	Delphi Corporation	81	\$ 128,350,000.00
	Bristol-Myers Squibb Co. 3	83	\$ 125,000,000.00
	Wells Fargo Mortgage-Backed Securities Pass-Through Cert	83	\$ 125,000,000.00
	New Century Financial Corp.	85	\$ 124,827,088.00
	Conseco, Inc.	88	\$ 120,000,000.00
	El Paso Corporation	96	\$ 110,000,000.00



An MSCI Brand

Securities Class Action Services

Milberg			
Tyco International, Ltd.	4	\$	3,200,000,000.00
Nortel Networks Corp.	6	\$	1,142,775,308.00
Xerox Corp.	13	\$	750,000,000.00
Lucent Technologies, Inc.	14	\$	667,000,000.00
IPO Securities Litigation	18	\$	586,000,000.00
Raytheon Company	24	\$	460,000,000.00
Rite Aid Corp.	32	\$	319,580,000.00
Oxford Health Plans Inc.	36	\$	300,000,000.00
3Com Corp.	42	\$	259,000,000.00
Sears, Roebuck & Co.	46	\$	215,000,000.00
CMS Energy Corp.	49	\$	200,000,000.00
MicroStrategy Inc.	54	\$	192,500,000.00
Dollar General Corp.	63	\$	162,000,000.00
Sunbeam Corp.	74	\$	140,995,187.00
Biovail Corp.	75	\$	138,000,000.00
Informix Corp.	78	\$	136,500,000.00
Computer Associates International, Inc.	79	\$	133,551,000.00
Edward D. Jones & Co., L.P.	82	\$	127,500,000.00
Mattel, Inc.	86	\$	122,000,000.00
Deutsche Telekom AG	88	\$	120,000,000.00
Ikon Office Solutions, Inc.	95	\$	111,000,000.00
CVS Corp.	96	\$	110,000,000.00
DPL Inc.	96	\$	110,000,000.00
Prison Realty Trust Inc.	100	\$	104,129,480.00
Labaton Sucharow			
American International Group, Inc.	11	\$	822,500,000.00
HealthSouth Corp.	12	\$	804,500,000.00
Countrywide Financial Corp.	16	\$	624,000,000.00
Waste Management Inc.	25	\$	457,000,000.00
General Motors Corp.	35	\$	303,000,000.00
Bear Stearns Companies, Inc.	39	\$	294,900,000.00
El Paso Corporation	40	\$	285,000,000.00
WellCare Health Plans, Inc.	49	\$	200,000,000.00
Bristol-Myers Squibb Co.	56	\$	185,000,000.00
Broadcom Corp.	57	\$	173,500,000.00
Satyam Computer Services, Ltd.	66	\$	150,500,000.00
Mercury Interactive Corp.	93	\$	117,500,000.00
El Paso Corporation	96	\$	110,000,000.00



An MSCI Brand

Securities Class Action Services

Robbins Geller Rudman & Dowd			
Enron Corp.	1	\$	7,242,000,000.00
UnitedHealth Group, Inc.	10	\$	925,500,000.00
HealthSouth Corp.	12	\$	804,500,000.00
Wachovia Preferred Securities and Bond/Notes	15	\$	627,000,000.00
Cardinal Health, Inc.	17	\$	600,000,000.00
Dynegy Inc.	22	\$	474,050,000.00
Qwest Communications International, Inc.	27	\$	445,000,000.00
Kinder Morgan, Inc.	49	\$	200,000,000.00
Motorola, Inc.	49	\$	200,000,000.00
TXU Corp.	70	\$	149,750,000.00
The Coca-Cola Company	76	\$	137,500,000.00
Doral Financial Corp.	80	\$	130,000,000.00
Grant & Eisenhofer			
Tyco International, Ltd.	4	\$	3,200,000,000.00
Global Crossing, Ltd.	26	\$	447,800,000.00
Marsh & McLennan Companies, Inc.	29	\$	400,000,000.00
Refco, Inc.	31	\$	358,300,000.00
General Motors Corp.	35	\$	303,000,000.00
DaimlerChrysler AG	36	\$	300,000,000.00
Oxford Health Plans Inc.	36	\$	300,000,000.00
Safety-Kleen Corp.	53	\$	197,622,944.00
Digex, Inc.	61	\$	165,000,000.00
Dollar General Corp.	63	\$	162,000,000.00
Satyam Computer Services, Ltd.	66	\$	150,500,000.00
Delphi Corporation	81	\$	128,350,000.00
El Paso Corporation	96	\$	110,000,000.00
Barrack, Rodos & Bacine			
WorldCom, Inc.	2	\$	6,194,100,713.69
Cendant Corp.	3	\$	3,318,250,000.00
McKesson HBOC Inc.	9	\$	1,042,500,000.00
Merrill Lynch & Co., Inc.	21	\$	475,000,000.00
DaimlerChrysler AG	36	\$	300,000,000.00
3Com Corp.	42	\$	259,000,000.00
The Mills Corp.	48	\$	202,750,000.00
Schering-Plough Corp.	61	\$	165,000,000.00
Apollo Group, Inc.	73	\$	145,000,000.00
Sunbeam Corp.	74	\$	140,995,187.00
Informix Corp.	78	\$	136,500,000.00



An MSCI Brand

Securities Class Action Services

Kessler Topaz Meltzer & Check			
Tyco International, Ltd.	4	\$	3,200,000,000.00
Wachovia Preferred Securities and Bond/Notes	15	\$	627,000,000.00
IPO Securities Litigation	18	\$	586,000,000.00
Lehman Brothers Holdings, Inc.	19	\$	516,218,000.00
Tenet Healthcare Corp.	41	\$	281,500,000.00
Satyam Computer Services, Ltd.	66	\$	150,500,000.00
Computer Associates International, Inc.	79	\$	133,551,000.00
Delphi Corporation	81	\$	128,350,000.00
The Interpublic Group of Companies, Inc.	94	\$	115,000,000.00
CVS Corp.	96	\$	110,000,000.00
Kirby McInerney			
Adelphia Communications Corp.	23	\$	466,725,000.00
Cendant Corp.	30	\$	374,000,000.00
Waste Management Inc.	45	\$	220,000,000.00
National City Corp.	60	\$	168,000,000.00
Bennett Funding Group, Inc.	65	\$	152,635,000.00
AT&T Wireless Tracking Stock	67	\$	150,000,000.00
Berger & Montague			
Ikon Office Solutions, Inc.	95	\$	111,000,000.00
Merrill Lynch & Co., Inc.	21	\$	475,000,000.00
Rite Aid Corp.	32	\$	319,580,000.00
Waste Management Inc.	45	\$	220,000,000.00
Sunbeam Corp.	74	\$	140,995,187.00
Berman DeValerio			
Xerox Corp.	13	\$	750,000,000.00
Bristol-Myers Squibb Co.	36	\$	300,000,000.00
Bear Stearns Companies, Inc.	39	\$	294,900,000.00
El Paso Corporation	40	\$	285,000,000.00
Lernout & Hauspie Speech Products N.V.	87	\$	120,520,000.00
Prison Realty Trust Inc.	100	\$	104,129,480.00
Stull Stull & Brody			
IPO Securities Litigation	18	\$	586,000,000.00
BankAmerica Corp.	20	\$	490,000,000.00
Computer Associates International, Inc.	79	\$	133,551,000.00
Edward D. Jones & Co., L.P.	82	\$	127,500,000.00
Peregrine Systems, Inc.	92	\$	117,567,922.00



An MSCI Brand

Securities Class Action Services

Entwistle & Cappucci			
Royal Ahold, N.V.	7	\$	1,100,000,000.00
DaimlerChrysler AG	36	\$	300,000,000.00
CMS Energy Corp.	49	\$	200,000,000.00
Dollar General Corp.	63	\$	162,000,000.00
Chitwood Harley Harnes			
BankAmerica Corp.	20	\$	490,000,000.00
Oxford Health Plans Inc.	36	\$	300,000,000.00
Maxim Integrated Products, Inc.	58	\$	173,000,000.00
The Coca-Cola Company	76	\$	137,500,000.00
Bernstein Liebhard			
IPO Securities Litigation	18	\$	586,000,000.00
Marsh & McLennan Companies, Inc.	29	\$	400,000,000.00
Deutsche Telekom AG	88	\$	120,000,000.00
Wolf Popper			
Motorola, Inc.	55	\$	190,000,000.00
Sunbeam Corp.	74	\$	140,995,187.00
Mattel, Inc.	86	\$	122,000,000.00
Kaplan Fox & Kilsheimer			
Merrill Lynch & Co., Inc.	21	\$	475,000,000.00
3Com Corp.	42	\$	259,000,000.00
Informix Corp.	78	\$	136,500,000.00
Abbey Spanier Rodd & Abrams			
BankAmerica Corp.	20	\$	490,000,000.00
Adelphia Communications Corp.	23	\$	466,725,000.00
Lite DePalma Greenberg & Rivas			
Tenet Healthcare Corp.	41	\$	281,500,000.00
Motorola, Inc.	55	\$	190,000,000.00
Waite Schneider Bayless & Chesley			
Federal Home Loan Mortgage Corp.	28	\$	410,000,000.00
DPL Inc.	96	\$	110,000,000.00
Lovell Stewart Halebian Jacobson			
Sumitomo	71	\$	149,250,000.00
Chicago Board of Trade	91	\$	118,750,000.00
Nix, Patterson & Roach			
Brocade Communications Systems, Inc.	64	\$	160,098,500.00
Delphi Corporation	81	\$	128,350,000.00



An MSCI Brand

Securities Class Action Services

Pomerantz Haudek Grossman & Gross			
Comverse Technology, Inc.	44	\$	225,000,000.00
Charter Communications, Inc.	72	\$	146,250,000.00
Wolf Haldenstein Adler Freeman & Herz			
IPO Securities Litigation	18	\$	586,000,000.00
MicroStrategy Inc.	54	\$	192,500,000.00
Heins Mills & Olson			
AOL Time Warner, Inc.	5	\$	2,500,000,000.00
Broadcom Corp.	67	\$	150,000,000.00
Abbey Gardy & Squitieri			
Waste Management Inc.	45	\$	220,000,000.00
Abraham, Fruchter & Twersky			
Peregrine Systems, Inc.	92	\$	117,567,922.00
Barrett & Weber			
Federal Home Loan Mortgage Corp.	28	\$	410,000,000.00
Blitz Bardgett & Deutsch			
Edward D. Jones & Co., L.P.	82	\$	127,500,000.00
Cauley Bowman Carney & Williams			
Lernout & Hauspie Speech Products N.V.	87	\$	120,520,000.00
Cauley Geller			
Prison Realty Trust Inc.	100	\$	104,129,480.00
Chimicles & Tikellis			
Kinder Morgan, Inc.	49	\$	200,000,000.00
Cotchett Pitre & McCarthy			
Homestore.com, Inc.	99	\$	107,421,215.64
Cunningham Bounds			
HealthSouth Corp.	12	\$	804,500,000.00
Girard & Green			
Prison Realty Trust Inc.	100	\$	104,129,480.00
Glancy Binkow & Goldberg			
Mercury Interactive Corp.	93	\$	117,500,000.00
Gold Bennett Cera & Sidener			
Peregrine Systems, Inc.	92	\$	117,567,922.00
Goodin MacBride Squeri Ritchie & Day			
Edward D. Jones & Co., L.P.	82	\$	127,500,000.00
Green Schaaf & Jacobson			
BankAmerica Corp.	20	\$	490,000,000.00
Hagens Berman Sobol Shapiro			
Charles Schwab & Co., Inc.	43	\$	235,000,000.00
Hahn Loeser & Parks			
American International Group, Inc.	11	\$	822,500,000.00
Howard B. Sirota, Esq			
IPO Securities Litigation	18	\$	586,000,000.00

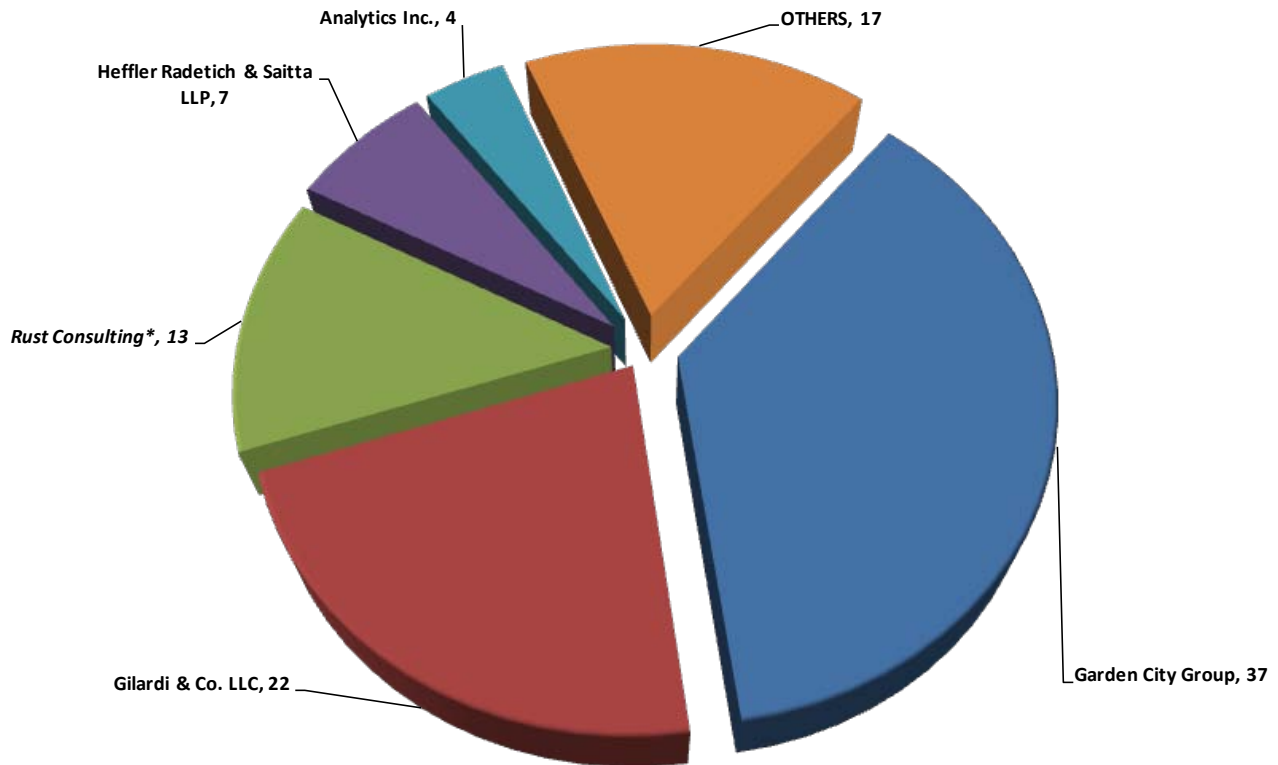


An MSCI Brand

Securities Class Action Services

Hulett Harper Stewart			
Edward D. Jones & Co., L.P.	82	\$	127,500,000.00
Johnson & Perkinson			
Xerox Corp.	13	\$	750,000,000.00
Keller Rohrback			
Ikon Office Solutions, Inc.	95	\$	111,000,000.00
Lowenstein Sandler			
Electronic Data Systems Corp.	76	\$	137,500,000.00
Lowey Dannenberg Cohen & Hart			
Juniper Networks, Inc.	59	\$	169,500,000.00
Patton Roberts			
Brocade Communications Systems, Inc.	64	\$	160,098,500.00
Provost & Umphrey Law Firm			
TXU Corp.	70	\$	149,750,000.00
Shalov Stone & Bonner			
Lernout & Hauspie Speech Products N.V.	87	\$	120,520,000.00
Stanley, Mandel & Iola			
Edward D. Jones & Co., L.P.	82	\$	127,500,000.00
Stull Stull & Brody			
Peregrine Systems, Inc.	92	\$	117,567,922.00
Sussman Watkins & Wylie			
Bank One Corp.	88	\$	120,000,000.00
The Nygaard Law Firm			
Kinder Morgan, Inc.	49	\$	200,000,000.00
Weiss & Lurie			
Edward D. Jones & Co., L.P.	82	\$	127,500,000.00

Most Frequent Claims Administrator in SCAS 100



* Includes 9 settlements administered by Rust Consulting and 4 settlements administered by Complete Claim Solutions

Claims Administrator Participation

Most Frequent Claims Administrators in Top 100 Settlements

CLAIMS ADMINISTRATOR CASES	RANK	CASE SETTLEMENT AMOUNT	TOTAL AMOUNT SETTLED
Garden City Group			\$ 21,331,594,319.69
WorldCom, Inc.	2	\$ 6,194,100,713.69	
Tyco International, Ltd.	4	\$ 3,200,000,000.00	
Nortel Networks Corp.	6	\$ 1,142,775,308.00	
Royal Ahold, N.V.	7	\$ 1,100,000,000.00	
Nortel Networks Corp.	8	\$ 1,074,265,298.00	
Lucent Technologies, Inc.	14	\$ 667,000,000.00	
Wachovia Preferred Securities and Bond/Notes	15	\$ 627,000,000.00	
IPO Securities Litigation	18	\$ 586,000,000.00	
Lehman Brothers Holdings, Inc.	19	\$ 516,218,000.00	
Global Crossing, Ltd.	26	\$ 447,800,000.00	
Federal Home Loan Mortgage Corp.	28	\$ 410,000,000.00	
Refco, Inc.	31	\$ 358,300,000.00	
Merrill Lynch Mortgage Investors, Inc.	33	\$ 315,000,000.00	
Williams Companies, Inc.	34	\$ 311,000,000.00	
Bristol-Myers Squibb Co.	36	\$ 300,000,000.00	
DaimlerChrysler AG	36	\$ 300,000,000.00	
Oxford Health Plans Inc.	36	\$ 300,000,000.00	
Bear Stearns Companies, Inc.	39	\$ 294,900,000.00	
Tenet Healthcare Corp.	41	\$ 281,500,000.00	
Sears, Roebuck & Co.	46	\$ 215,000,000.00	
Washington Mutual, Inc.	47	\$ 208,500,000.00	
The Mills Corp.	48	\$ 202,750,000.00	
CMS Energy Corp.	49	\$ 200,000,000.00	
Kinder Morgan, Inc.	49	\$ 200,000,000.00	
WellCare Health Plans, Inc.	49	\$ 200,000,000.00	
Bristol-Myers Squibb Co.	56	\$ 185,000,000.00	
Broadcom Corp.	57	\$ 173,500,000.00	
Maxim Integrated Products, Inc.	58	\$ 173,000,000.00	
Dollar General Corp.	63	\$ 162,000,000.00	
Bennett Funding Group, Inc.	65	\$ 152,635,000.00	
Delphi Corporation	81	\$ 128,350,000.00	
Bristol-Myers Squibb Co. 3	83	\$ 125,000,000.00	
Wells Fargo Mortgage-Backed Securities Pass-Through Cert	83	\$ 125,000,000.00	
Deutsche Telekom AG	88	\$ 120,000,000.00	
The Interpublic Group of Companies, Inc.	94	\$ 115,000,000.00	
CVS Corp.	96	\$ 110,000,000.00	
El Paso Corporation	96	\$ 110,000,000.00	



An MSCI Brand

Securities Class Action Services

Gilardi & Co. LLC			\$ 15,448,128,402.00
Enron Corp.	1	\$ 7,242,000,000.00	
AOL Time Warner, Inc.	5	\$ 2,500,000,000.00	
UnitedHealth Group, Inc.	10	\$ 925,500,000.00	
Xerox Corp.	13	\$ 750,000,000.00	
Cardinal Health, Inc.	17	\$ 600,000,000.00	
Dynegy Inc.	22	\$ 474,050,000.00	
Qwest Communications International, Inc.	27	\$ 445,000,000.00	
Rite Aid Corp.	32	\$ 319,580,000.00	
3Com Corp.	42	\$ 259,000,000.00	
Charles Schwab & Co., Inc.	43	\$ 235,000,000.00	
Motorola, Inc.	49	\$ 200,000,000.00	
MicroStrategy Inc.	54	\$ 192,500,000.00	
AT&T Wireless Tracking Stock	67	\$ 150,000,000.00	
Broadcom Corp.	67	\$ 150,000,000.00	
TXU Corp.	70	\$ 149,750,000.00	
The Coca-Cola Company	76	\$ 137,500,000.00	
Computer Associates International, Inc.	79	\$ 133,551,000.00	
Doral Financial Corp.	80	\$ 130,000,000.00	
Mattel, Inc.	86	\$ 122,000,000.00	
Peregrine Systems, Inc.	92	\$ 117,567,922.00	
Ikon Office Solutions, Inc.	95	\$ 111,000,000.00	
Prison Realty Trust Inc.	100	\$ 104,129,480.00	
Rust Consulting			\$ 3,672,171,215.64
American International Group, Inc.	11	\$ 822,500,000.00	
HealthSouth Corp.	12	\$ 804,500,000.00	
Countrywide Financial Corp.	16	\$ 624,000,000.00	
Merrill Lynch & Co., Inc.	21	\$ 475,000,000.00	
Marsh & McLennan Companies, Inc.	29	\$ 400,000,000.00	
Juniper Networks, Inc.	59	\$ 169,500,000.00	
Satyam Computer Services, Ltd.	66	\$ 150,500,000.00	
Chicago Board of Trade	91	\$ 118,750,000.00	
Homestore.com, Inc.	99	\$ 107,421,215.64	
Complete Claims Solutions			\$ 902,500,000.00
Waste Management Inc.	25	\$ 457,000,000.00	
Motorola, Inc.	55	\$ 190,000,000.00	
Biovail Corp.	75	\$ 138,000,000.00	
Mercury Interactive Corp.	93	\$ 117,500,000.00	

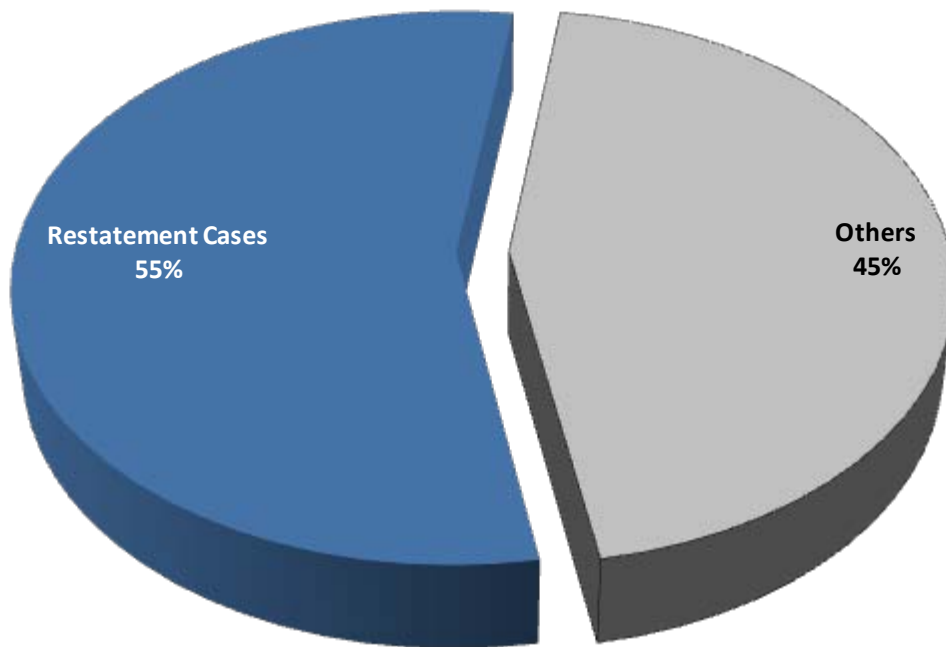


An MSCI Brand

Securities Class Action Services

Heffler Radetich & Saitta LLP			\$ 4,672,372,944.00
Cendant Corp.	3	\$ 3,318,250,000.00	
BankAmerica Corp.	20	\$ 490,000,000.00	
Waste Management Inc.	45	\$ 220,000,000.00	
Safety-Kleen Corp.	53	\$ 197,622,944.00	
Schering-Plough Corp.	61	\$ 165,000,000.00	
Apollo Group, Inc.	73	\$ 145,000,000.00	
Informix Corp.	78	\$ 136,500,000.00	
Analytics Inc.			\$ 1,777,327,088.00
McKesson HBOC Inc.	9	\$ 1,042,500,000.00	
Raytheon Company	24	\$ 460,000,000.00	
Merrill Lynch & Co., Inc.	67	\$ 150,000,000.00	
New Century Financial Corp.	85	\$ 124,827,088.00	
AB Data, Ltd.			\$ 405,520,000.00
El Paso Corporation	40	\$ 285,000,000.00	
Lernout & Hauspie Speech Products N.V.	87	\$ 120,520,000.00	
ACS Financial Securities Services			\$ 290,245,187.00
Sumitomo	71	\$ 149,250,000.00	
Sunbeam Corp.	74	\$ 140,995,187.00	
Berdon LLP			\$ 371,250,000.00
Comverse Technology, Inc.	44	\$ 225,000,000.00	
Charter Communications, Inc.	72	\$ 146,250,000.00	
BMC Group			\$ 168,000,000.00
National City Corp.	60	\$ 168,000,000.00	
Digex, Inc.			\$ 165,000,000.00
Digex, Inc.	61	\$ 165,000,000.00	
Edward D. Jones & Co., L.P.			\$ 127,500,000.00
Edward D. Jones & Co., L.P.	82	\$ 127,500,000.00	
Epiq Systems, Inc.			\$ 463,098,500.00
Brocade Communications Systems, Inc.	64	\$ 160,098,500.00	
General Motors Corp.	35	\$ 303,000,000.00	
Fifth Third Bank			\$ 110,000,000.00
DPL Inc.	96	\$ 110,000,000.00	
Poorman-Douglas			\$ 257,500,000.00
Conseco, Inc.	88	\$ 120,000,000.00	
Electronic Data Systems Corp.	76	\$ 137,500,000.00	
Strategic Claims Services			\$ 120,000,000.00
Bank One Corp.	88	\$ 120,000,000.00	
Valley Forge Administrators			\$ 840,725,000.00
Adelphia Communications Corp.	23	\$ 466,725,000.00	
Cendant Corp.	30	\$ 374,000,000.00	

SCAS 100 Restatements



Restatements

Cases Involving Accounting Restatements in Top 100 Settlements

RANK	CASE NAME	TOTAL SETTLEMENT AMOUNT	SETTLEMENT YEAR
1	Enron Corp.	\$7,242,000,000.00	2010
2	WorldCom, Inc.	\$6,194,100,713.69	2012
3	Cendant Corp.	\$3,318,250,000.00	2000
5	AOL Time Warner, Inc.	\$2,500,000,000.00	2006
7	Royal Ahold, N.V.	\$1,100,000,000.00	2006
8	Nortel Networks Corp.	\$1,074,265,298.00	2006
9	McKesson HBOC Inc.	\$1,042,500,000.00	2008
10	American International Group, Inc.	\$ 937,500,000.00	2012
11	UnitedHealth Group, Inc.	\$ 925,500,000.00	2009
12	HealthSouth Corp.	\$ 804,500,000.00	2010
13	Xerox Corp.	\$ 750,000,000.00	2009
14	Lucent Technologies, Inc.	\$ 667,000,000.00	2003
16	Countrywide Financial Corp.	\$ 624,000,000.00	2011
17	Cardinal Health, Inc.	\$ 600,000,000.00	2007
22	Dynegy Inc.	\$ 474,050,000.00	2005
23	Adelphia Communications Corp.	\$ 466,725,000.00	2011
24	Raytheon Company	\$ 460,000,000.00	2004
26	Global Crossing, Ltd.	\$ 447,800,000.00	2007
27	Qwest Communications International, Inc.	\$ 445,000,000.00	2006
28	Federal Home Loan Mortgage Corp.	\$ 410,000,000.00	2006
30	Cendant Corp.	\$ 374,000,000.00	2006
31	Refco, Inc.	\$ 358,300,000.00	2011
32	Rite Aid Corp.	\$ 319,580,000.00	2003
35	General Motors Corp.	\$ 303,000,000.00	2009
40	El Paso Corporation	\$ 285,000,000.00	2007
42	3Com Corp.	\$ 259,000,000.00	2001
44	Comverse Technology, Inc.	\$ 225,000,000.00	2010
45	Waste Management Inc.	\$ 220,000,000.00	1999
46	Sears, Roebuck & Co.	\$ 215,000,000.00	2006
48	The Mills Corp.	\$ 202,750,000.00	2009
49	CMS Energy Corp.	\$ 200,000,000.00	2007
49	WellCare Health Plans, Inc.	\$ 200,000,000.00	2011

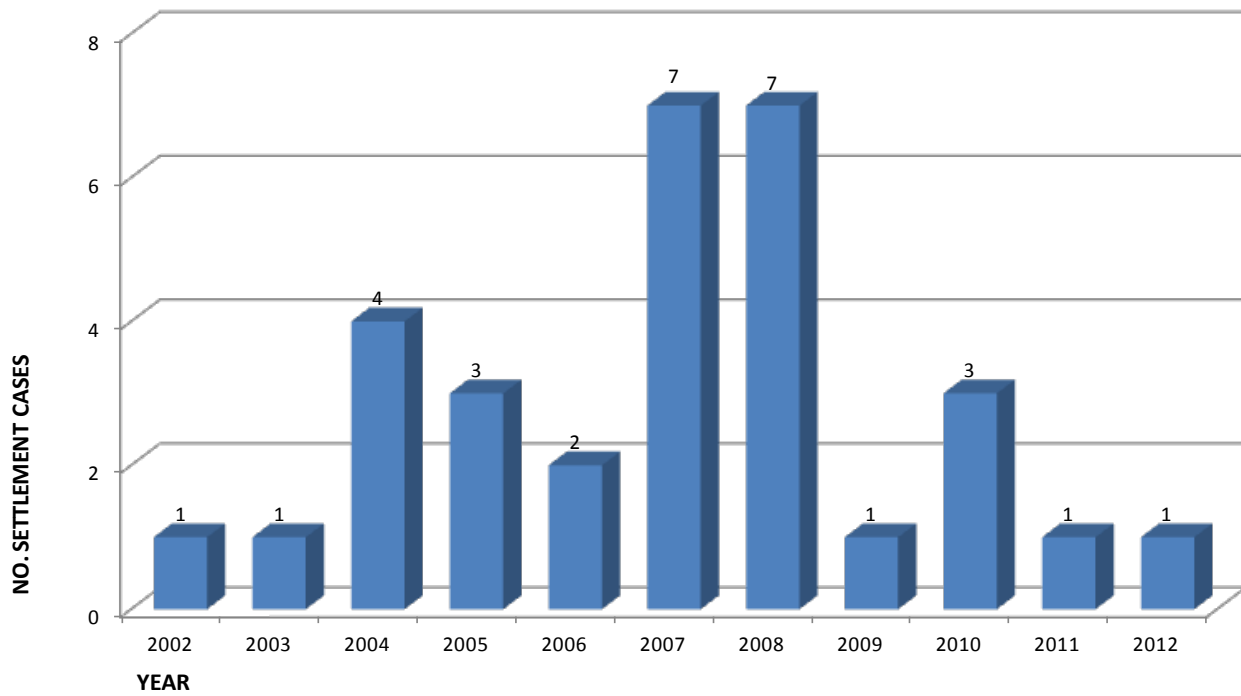


An MSCI Brand

Securities Class Action Services

53	Safety-Kleen Corp.	\$ 197,622,944.00	2006
54	MicroStrategy Inc.	\$ 192,500,000.00	2001
57	Maxim Integrated Products, Inc.	\$ 173,000,000.00	2010
58	Juniper Networks, Inc.	\$ 169,500,000.00	2010
62	Dollar General Corp.	\$ 162,000,000.00	2002
63	Broadcom Corp.	\$ 160,500,000.00	2010
64	Brocade Communications Systems, Inc.	\$ 160,098,500.00	2009
66	Satyam Computer Services, Ltd.	\$ 150,500,000.00	2011
67	Broadcom Corp.	\$ 150,000,000.00	2005
72	Charter Communications, Inc.	\$ 146,250,000.00	2005
74	Sunbeam Corp.	\$ 140,995,187.00	2001
75	Biovail Corp.	\$ 138,000,000.00	2008
78	Informix Corp.	\$ 136,500,000.00	1999
80	Doral Financial Corp.	\$ 130,000,000.00	2007
81	Delphi Corporation	\$ 128,350,000.00	2009
85	New Century Financial Corp.	\$ 124,827,088.00	2010
87	Lernout & Hauspie Speech Products N.V.	\$ 120,520,000.00	2005
88	Conseco, Inc.	\$ 120,000,000.00	2002
92	Peregrine Systems, Inc.	\$ 117,567,922.00	2009
93	Mercury Interactive Corp.	\$ 117,500,000.00	2008
94	The Interpublic Group of Companies, Inc.	\$ 115,000,000.00	2004
96	DPL Inc.	\$ 110,000,000.00	2003
99	Homestore.com, Inc.	\$ 107,421,215.64	2009

No. of Settlements Added to SCAS Top 30 SEC Disgorgements 2002 - Present





An MSCI Brand

Securities Class Action Services

Top 30 SEC Disgorgements

Cases Listed in Top 30 Disgorgements Categorized By Settlement Amount

RANK	CaseName	SETTLEMENT YEAR	TOTAL SETTLEMENT AMOUNT
1	American International Group, Inc. (SEC) (2006)	2008	\$ 800,000,000.00
2	WorldCom, Inc. (SEC)	2003	\$ 750,000,000.00
3	Enron Corp. (SEC)	2008	\$ 450,000,000.00
4	Banc of America Capital Management, LLC (SEC)	2007	\$ 375,000,000.00
5	Federal National Mortgage Association (Fannie Mae) (SEC)	2007	\$ 350,000,001.00
6	Invesco Funds (SEC)	2008	\$ 325,000,000.00
7	Time Warner Inc. (SEC)	2005	\$ 308,000,000.00
8	Prudential Securities (SEC)	2010	\$ 270,000,000.00
9	Qwest Communications International Inc. (SEC Fair Fund)	2006	\$ 252,869,388.00
10	Alliance Capital Management L.P. (SEC)	2008	\$ 250,000,000.00
10	Bear Stearns (SEC)	2008	\$ 250,000,000.00
10	PBHG Mutual Funds (SEC)	2004	\$ 250,000,000.00
13	NYSE Specialist Firms (SEC)	2004	\$ 247,557,022.57
14	Massachusetts Financial Services Co. (SEC)	2007	\$ 225,629,142.87
15	Computer Associates International, Inc. (CRIMINAL)	2005	\$ 225,000,000.00
16	Morgan Keegan Funds (SEC)	2012	\$ 200,300,000.00
17	Millennium Partners, L.P. (SEC)	2007	\$ 180,575,005.00
18	SEC Analyst Suit 2 - Citigroup Global Markets f/k/a Salomon Smith Barne	2005	\$ 157,500,000.00
19	Putnam Investment Management, LLC (SEC)	2007	\$ 153,524,387.00
20	Bank of America Corporation (SEC)	2010	\$ 150,000,001.00
20	Bristol-Myers Squibb Co. (SEC)	2004	\$ 150,000,001.00
22	AOL Time Warner, Inc. (DOJ)	2006	\$ 150,000,000.00
23	Strong Capital Management, Inc. (SEC)	2009	\$ 140,750,000.00
24	Columbia Funds (SEC) (2005)	2007	\$ 140,000,000.00
25	American International Group, Inc. (SEC) (2004)	2004	\$ 126,366,000.00
26	Canadian Imperial Holdings Inc./CIBC World Markets Corp. (SEC)	2010	\$ 125,000,000.00
27	Royal Dutch Petroleum / Shell Transport (SEC)	2008	\$ 120,000,000.00
28	Charles Schwab Investment (SEC)	2011	\$ 110,000,000.00
29	Capital Consultants, LLC (SEC)	2002	\$ 100,000,000.00
29	HealthSouth Corp. (SEC)	2007	\$ 100,000,000.00
29	Janus Capital Management LLC (SEC)	2008	\$ 100,000,000.00

*"Total Settlement Amount" reflects the sum of disgorgement and civil penalties in settlements reached with the U.S. Securities and Exchange Commission.

** Settlements that have the same amount are given the same ranking.

*** To be eligible for the Top 30 SEC Disgorgements, the Distribution Plan for the distribution of the Fair Fund must have been approved by the SEC.